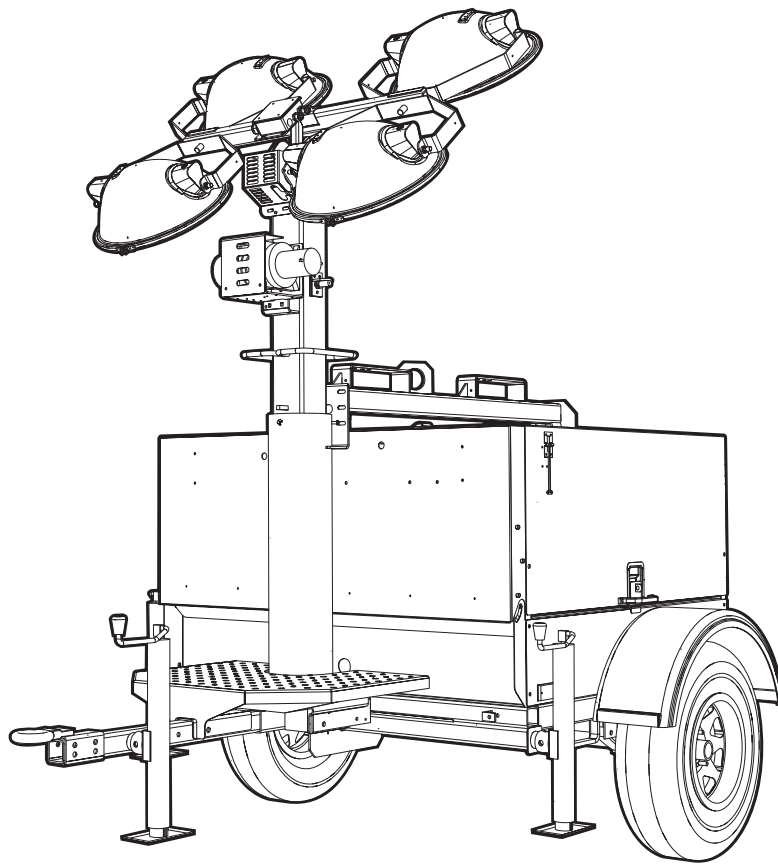


MLT5060MV - MLT5060KV

Parts Manual



02709

MODEL NUMBER: _____

SERIAL NUMBER: _____

DATE PURCHASED: _____

SAVE THIS MANUAL FOR FUTURE REFERENCE

 **WARNING**

CANCER AND REPRODUCTIVE HARM

www.P65Warnings.ca.gov.

(000393a)

 **WARNING**

Breathing diesel engine exhaust exposes you to chemicals known to the State of California to cause cancer and birth defects or other reproductive harm.

- Always start and operate the engine in a well-ventilated area.
- If in an enclosed area, vent the exhaust to the outside.
- Do not modify or tamper with the exhaust system.
- Do not idle the engine except as necessary.

For more information go to

www.P65Warnings.ca.gov/diesel. (000394)

Introduction

This parts manual was prepared based on the information available at the time of publication and is subject to change without notice. Generac Mobile Products reserves the right to change parts at any time. To check whether a revised parts manual is available, contact Generac Mobile Products.

DO NOT MODIFY or use this equipment for any application other than which it was designed for. To keep your equipment fully operational, it is suggested you maintain a stock of commonly used maintenance or service parts. A recommended spare parts list can be found in the back of this manual. To order service parts, please go to www.generacmobileproducts.com or call Generac Mobile Products.



⚠ WARNING

Consult Manual. Read and understand manual completely before using product. Failure to completely understand manual and product could result in death or serious injury. (000100a)

⚠ WARNING

Environmental Hazard. Always recycle batteries at an official recycling center in accordance with all local laws and regulations. Failure to do so could result in environmental damage, death, or serious injury. (000228)

GENERAC MOBILE PRODUCTS LLC

215 Power Drive • Berlin, WI 54923 U.S.A.

Phone: 920-361-4442

FAX: 920-361-4416

Toll Free: 1-800-926-9768

www.generacmobileproducts.com

For technical or parts QUESTIONS, contact Generac Mobile Products Technical Service at 1-800-926-9768.

Engine Make: _____

Engine Serial Number: _____

Engine Model Number: _____

This Page Intentionally Left Blank

Table of Contents

Introduction	iii
Parts Manual Instructions	1
Unit Decals - Exterior	2
Unit Decals - Left Side Interior	4
Unit Decals - Right Side Interior	6
Mast, Junction Box and Lights to Unit	8
Light Assembly - 1000-1050 Watt	10
Light Assembly - 1100 Watt	12
Mast Junction Box Assembly	14
Mast Assembly	16
Mast Assembly - Bottom Post	18
Roof and Doors to Unit	20
Side Panels to Unit	22
Front and Rear Panels to Unit	24
Mast Switch Box Assembly	26
Control Box to Unit	28
Control Box Assembly	30
Control Panel Assembly	32
Control Box Assembly - PowerZone (If Equipped)	34
Control Panel Assembly - PowerZone (If Equipped)	36
Cooling System Assembly	38
Engine and Generator to Unit	40
Engine Assembly - Mitsubishi Left Side	42
Engine Assembly - Mitsubishi Right Side	44
Engine Assembly - Kubota Left Side	46
Engine Assembly - Kubota Right Side	48
Generator Assembly	50
Fuel Tank and Ballast Boxes to Unit	52
Trailer Assembly	54
Trailer Options	56
Axle Assembly	58
Recommended Spare Parts - Engine and Service Kits - Mitsubishi	60
Recommended Spare Parts - Engine and Service Kits - Kubota	62
Recommended Spare Parts - Electrical	64
Recommended Spare Parts - Misc	66

This Page Intentionally Left Blank

Parts Manual Instructions

Product illustrations are only representations. Products supplied may vary from the illustrations in this parts manual. Parts not shown in the illustration are indicated by a double dash (--) in the item column.

Please be prepared to provide the following information when ordering replacement parts: model number, serial number (on unit serial tag), part number, purchase order number (if applicable), shipping address, shipping method.

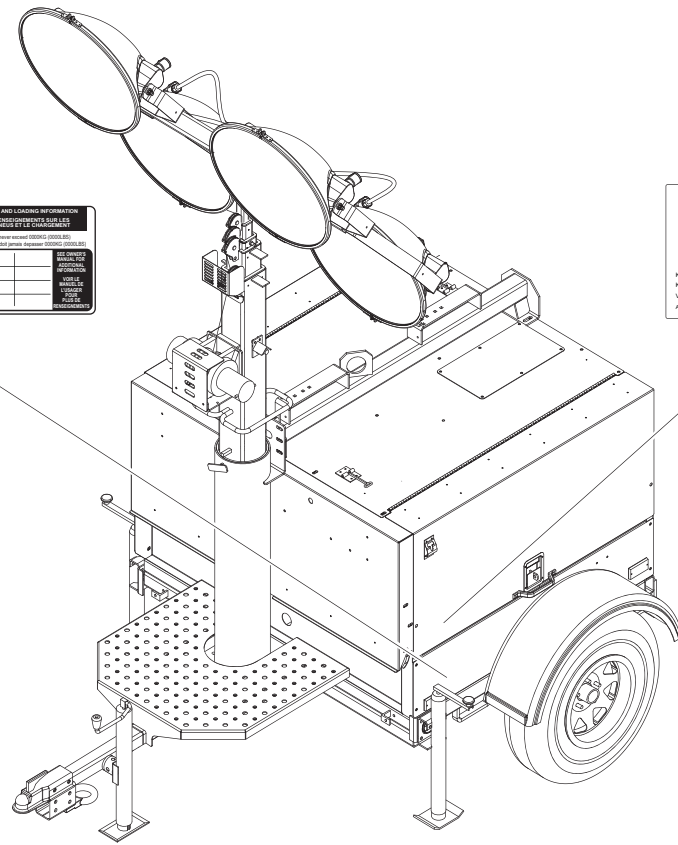
Refer to the illustration below to locate the unit ID tag and Vehicle Identification Number (VIN) tag on the unit. Important information, such as the unit serial number, model number, VIN and tire loading information are found on these tags. Record the information from these tags so it is available if the tags are lost or damaged. When ordering parts or requesting assistance, you may be asked to provide this information.

VIN Tag

MANUFACTURED BY/FABRIQUE PAR Generac Mobile Products, LLC		DATE	888888
DIVERSITY		COLL. NO. / PRELU	
80000 (000000)		PRELU. DE	
MODEL / MODE	TRAILER / TRAILER	REV. / REVISE	
SERIAL NO. / NO. SÉRIE		GENP. A / PRELU. - INFORMATION / INFO. TRAILER	
VIN: 0000000000000000		WEIGHT AND LOADING INFORMATION RECOMMANDATIONS / SUGERES RECOMMANDATIONS The weight of cargo should never exceed 1000KG (2200LB). Le poids de chargement ne doit jamais dépasser 1000KG (2200LB). ALL OTHERS' INFORMATION / AUTRES INFORMATIONS ALL INFORMATION / TOUTES LES INFORMATIONS MODEL / MODE TRAILER / TRAILER REV. / REVISE	

*Unit ID Tag
Located on inside
of front panel*

Manufactured by Generac Mobile Products, LLC	
(001) 341-4442	(001) 303-6768
Country of Origin	Model
Manufacturing Code	Weight (Weight)
1 pin, 1.00V	2 pin, 0.9V
3 pin, 1.00V	4 pin, 1.00V
5 pin, 1.00V	6 pin, 1.00V
7 pin, 1.00V	8 pin, 1.00V
9 pin, 1.00V	10 pin, 1.00V
11 pin, 1.00V	12 pin, 1.00V
13 pin, 1.00V	14 pin, 1.00V
15 pin, 1.00V	16 pin, 1.00V
17 pin, 1.00V	18 pin, 1.00V
19 pin, 1.00V	20 pin, 1.00V
21 pin, 1.00V	22 pin, 1.00V
23 pin, 1.00V	24 pin, 1.00V
25 pin, 1.00V	26 pin, 1.00V
27 pin, 1.00V	28 pin, 1.00V
29 pin, 1.00V	30 pin, 1.00V
31 pin, 1.00V	32 pin, 1.00V
33 pin, 1.00V	34 pin, 1.00V
35 pin, 1.00V	36 pin, 1.00V
37 pin, 1.00V	38 pin, 1.00V
39 pin, 1.00V	40 pin, 1.00V
41 pin, 1.00V	42 pin, 1.00V
43 pin, 1.00V	44 pin, 1.00V
45 pin, 1.00V	46 pin, 1.00V
47 pin, 1.00V	48 pin, 1.00V
49 pin, 1.00V	50 pin, 1.00V
51 pin, 1.00V	52 pin, 1.00V
53 pin, 1.00V	54 pin, 1.00V
55 pin, 1.00V	56 pin, 1.00V
57 pin, 1.00V	58 pin, 1.00V
59 pin, 1.00V	60 pin, 1.00V
61 pin, 1.00V	62 pin, 1.00V
63 pin, 1.00V	64 pin, 1.00V
65 pin, 1.00V	66 pin, 1.00V
67 pin, 1.00V	68 pin, 1.00V
69 pin, 1.00V	70 pin, 1.00V
71 pin, 1.00V	72 pin, 1.00V
73 pin, 1.00V	74 pin, 1.00V
75 pin, 1.00V	76 pin, 1.00V
77 pin, 1.00V	78 pin, 1.00V
79 pin, 1.00V	80 pin, 1.00V
81 pin, 1.00V	82 pin, 1.00V
83 pin, 1.00V	84 pin, 1.00V
85 pin, 1.00V	86 pin, 1.00V
87 pin, 1.00V	88 pin, 1.00V
89 pin, 1.00V	90 pin, 1.00V
91 pin, 1.00V	92 pin, 1.00V
93 pin, 1.00V	94 pin, 1.00V
95 pin, 1.00V	96 pin, 1.00V
97 pin, 1.00V	98 pin, 1.00V
99 pin, 1.00V	100 pin, 1.00V

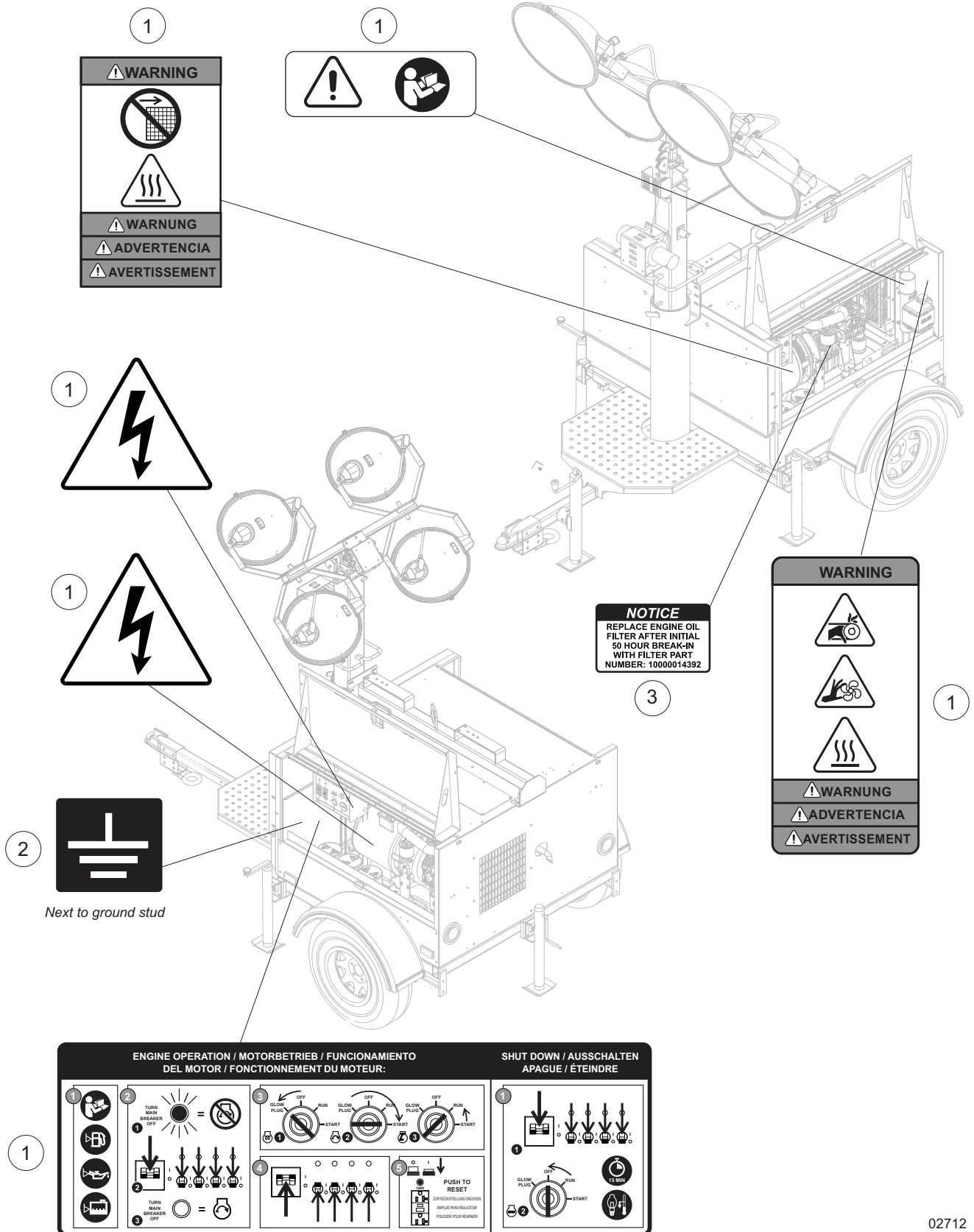


01712

UNIT DECALS - EXTERIOR

Item	Part No.	Qty	Description	Notes
1	12141	1	Decal set, safety	
2	12142	1	Decal, ground	
3	33365	1	Decal, mast setup, vertical	

UNIT DECALS - LEFT SIDE INTERIOR

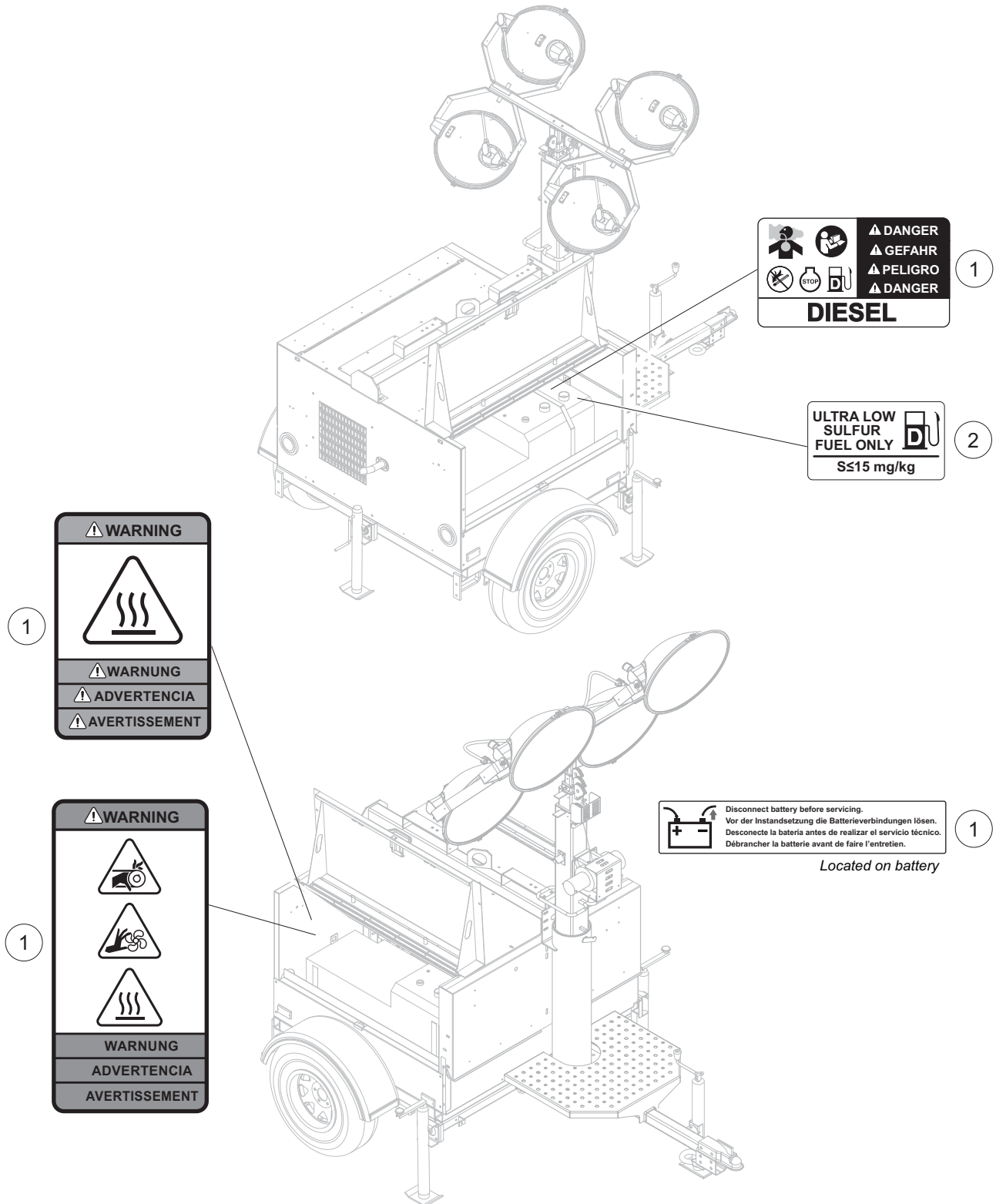


02712

UNIT DECALS - LEFT SIDE INTERIOR

Item	Part No.	Qty	Description	Notes
1	12141	1	Decal, safety	
2	12142	1	Decal, ground	
3	10000014196	1	Decal, 50 hour oil filter	

UNIT DECALS - RIGHT SIDE INTERIOR



▲ DANGER
 ▲ GEFAHR
 ▲ PELIGRO
 ▲ DANGER
DIESEL

**ULTRA LOW
 SULFUR
 FUEL ONLY**

 S≤15 mg/kg

▲ WARNING

 ▲ WARNUNG
 ▲ ADVERTENCIA
 ▲ AVERTISSEMENT

▲ WARNING

 WARNUNG
 ADVERTENCIA
 AVERTISSEMENT

Disconnect battery before servicing.
 Vor der Instandsetzung die Batterieverbindungen lösen.
 Desconecte la batería antes de realizar el servicio técnico.
 Débrancher la batterie avant de faire l'entretien.

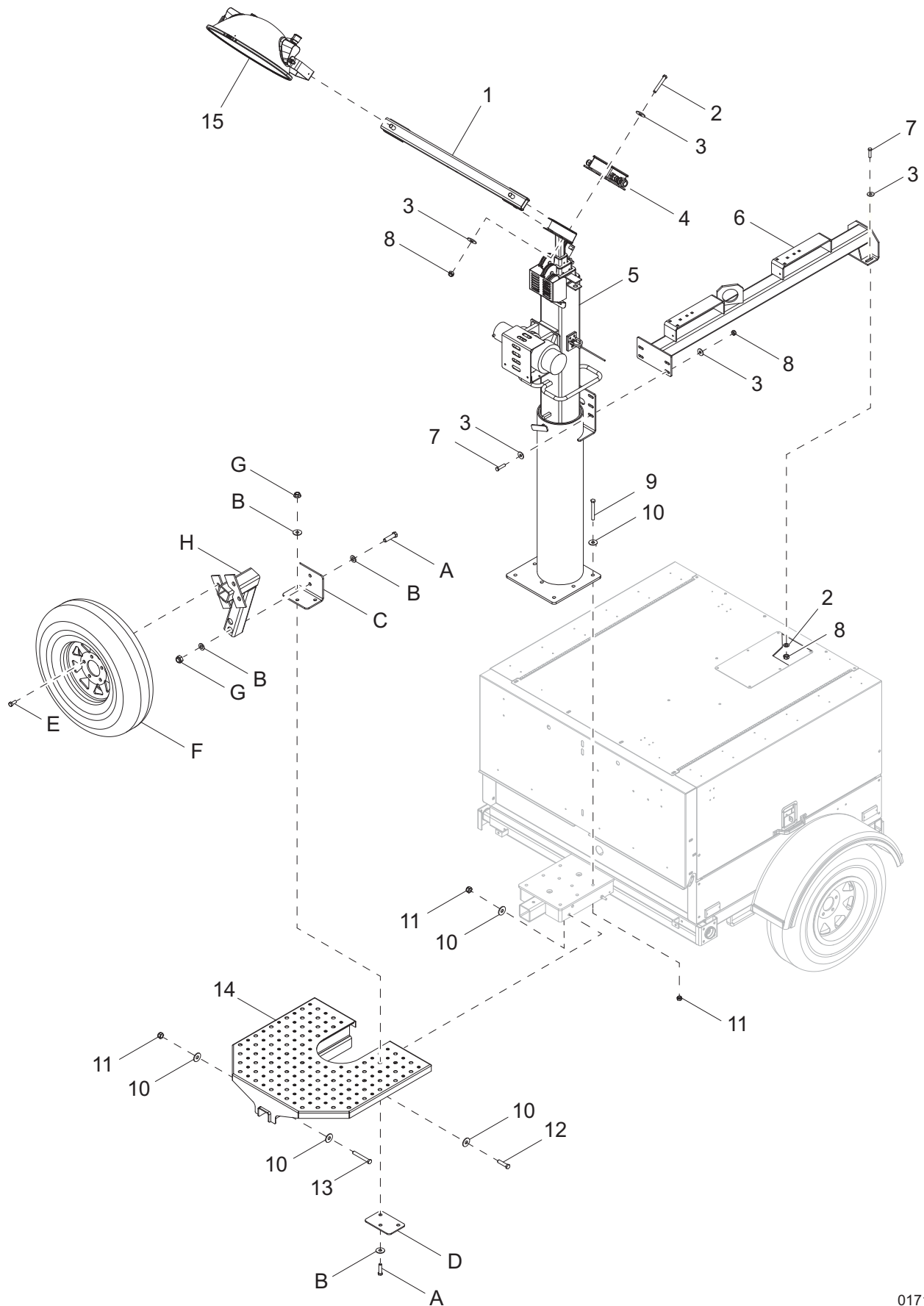
Located on battery

02711

UNIT DECALS - RIGHT SIDE INTERIOR

Item	Part No.	Qty	Description	Notes
1	12141	1	Decal set, safety	
2	27433	1	Decal, low sulfur	

MAST, JUNCTION BOX AND LIGHTS TO UNIT



01718

MAST, JUNCTION BOX AND LIGHTS TO UNIT

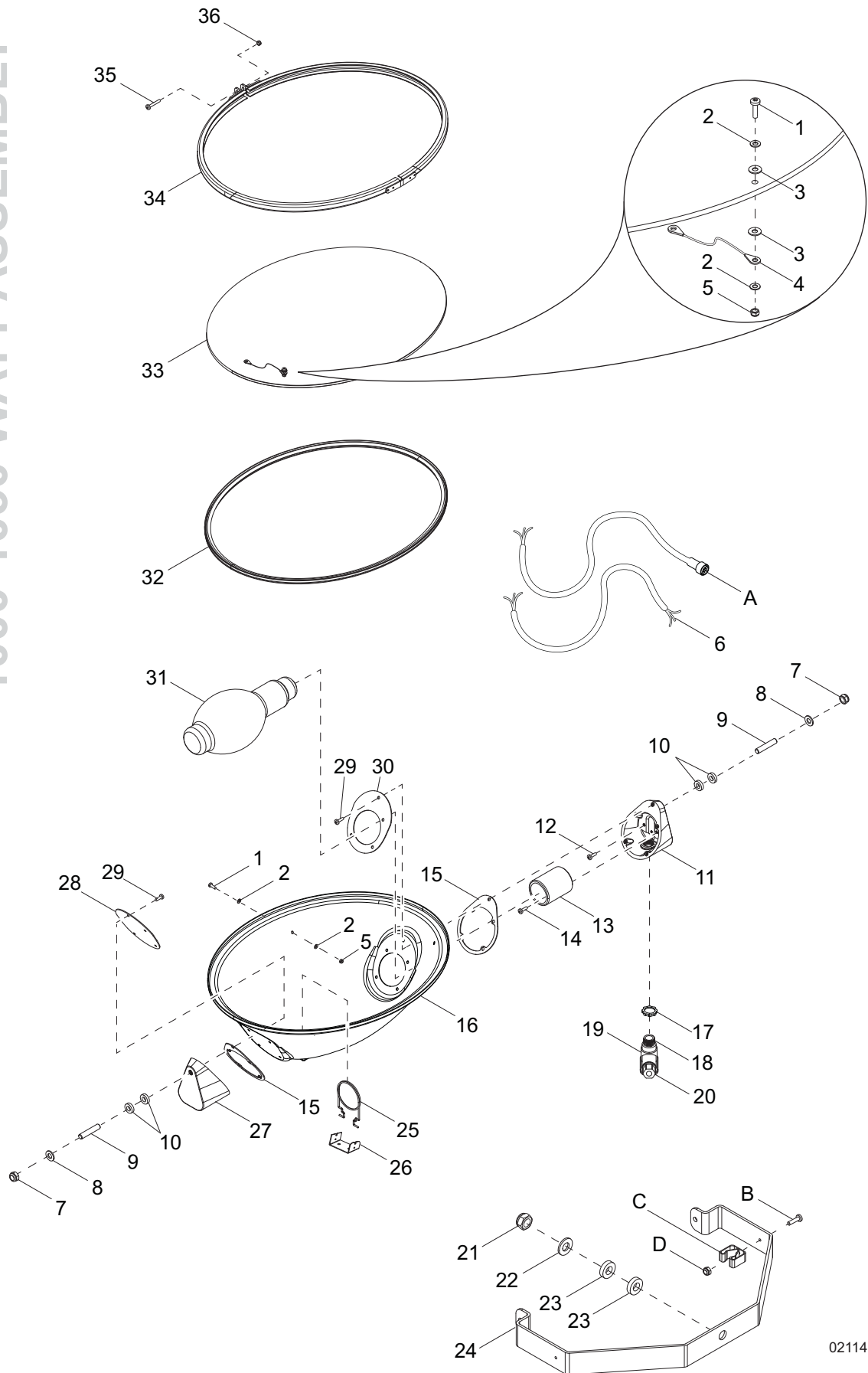
Item	Part No.	Qty	Description	Notes
1	13527B	1	Weldment, mast crossbar	
2	60753	2	Screw, .375-16 x 3.50 std hex, G5	
3	60698	12	Washer, .375 flat .875/.040, SS	
4	11789SRV	1	Assembly, mast junction box	Page 14
5	33228	1	Assembly, mast	Page 16
6	33419B	1	Weldment, lift support	
7	61036	4	Screw, .375-16 x 1.25 std hex, SS	
8	60358	6	Nut, .375-16 nylock, G5	
9	60683	6	Screw, .500-13 x 1.50 std hex, SS	
10	60309	12	Washer, .500 flat 1.060/.090	
11	62221	9	Nut, .500-13 nylock, G5	
12	60388	2	Screw, .500-13 x 1.50 std hex, G5	
13	50215	2	Screw, .500-13 x 4.0 std hex, G5	
14	33578B	1	Weldment, step platform	
15	10000008620	4	Assembly, light	Page 10

Spare Tire: (if equipped)

A	60388	5	Screw, .500-13 x 1.50 std hex, G5
B	60309	10	Washer, .500 flat 1.060/.090
C	35030B	1	Bracket, spare tire holder
D	35031B	1	Plate, spare tire holder
E	60096	5	Nut, .500-20 lug, G5
F	15540	1	Wheel, ST205/75R15, 1598 lb
G	62221	5	Nut, .500-13 nylock, G5
H	10734B	1	Weldment, spare tire holder

LIGHT ASSEMBLY - 1000-1050 WATT

1000-1050 WATT ASSEMBLY



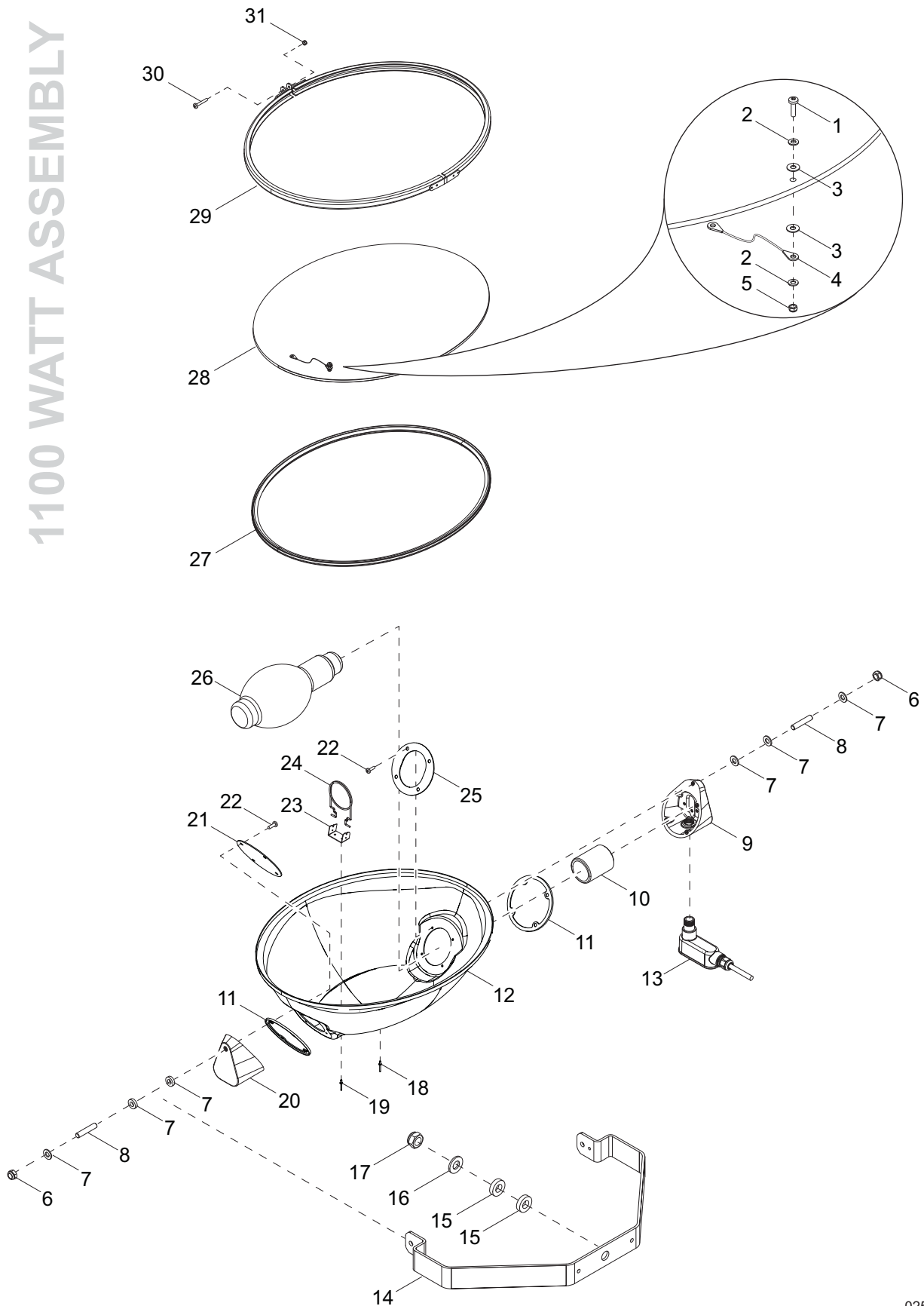
02114

LIGHT ASSEMBLY - 1000-1050 WATT

Item	Part No.	Qty	Description	Notes
1	13399	2	Screw, M4 x 18 pan Phillips	
2	60067	4	Washer, #10 flat .435/.060, SS	
3	13372	2	Washer, #4 nylon	
4	13370	1	Assembly, tether	
5	60051	2	Nut, M4-.70 nylock, G8.8	
6	13438	1	Cord, power hard wired	
7	62221	2	Nut, .500-13 nylock, G5	
8	60309	2	Washer, .500 flat 1.060/.090	
9	13392	2	Stud, trunnion	
10	13390	4	Washer, .500 nylon	
11	13375	1	Support, housing/trunnion w/cord	
12	13393	1	Screw, M5 x 12 Phillips - green	
13	13381	1	Socket, bulb	
14	60694	2	Screw, 8-32 x .750 pan Phillips, SS	
15	13378	2	Gasket, silicone	
16	13366	1	Housing	
17	15861	1	Nut, special, .500NPT lock	
18	13386	1	Fitting, nipple - .500	
19	13387	1	Connector, weather-tight	
20	15864	1	Strain relief, .500NPT watertight, .270/.464 ID	
21	60584	1	Nut, .750-10 nylock, G5	
22	60247	1	Washer, .750 flat 2.020/.130	
23	63357	2	Washer, .750 flat 2.0/.062, plastic	
24	13368	1	Trunnion	
25	13892	1	Support, bulb	
26	10000022390	1	Bracket, light holder	
27	13374	1	Support, housing/trunnion without cord	
28	13377	1	Bracket, end plate	
29	13388	10	Screw, M5x12 slotted hex with flange	
30	13376	1	Bracket, socket end plate	
31	10000022381	1	Bulb, metal halide 1100W	
32	10000022305	1	Gasket, lens oval	
33	13369	1	Lens, glass oval	
34	13367	1	Assembly, aluminum ring	
35	60167	1	Screw, M5-.80 x 35 pan Phillips, G4.8	
36	60038	1	Nut, M5-.80 nylock	
--	10000008620	4	Assembly, light fixture - 1050W non-quick disconnect	Items 1-35
<i>Quick Disconnect: (if equipped)</i>				
A	13383	1	Cord, power quick disconnect	Replaces item 6
B	60398	1	Screw, 10-32 x .500 pan Phillips, SS	
C	19041	1	Clip, spring holder	
D	60061	1	Nut, 10-32 nylock, G5	
--	A0000117617	4	Assembly, light fixture/QD cord clip	

LIGHT ASSEMBLY - 1100 WATT

1100 WATT ASSEMBLY

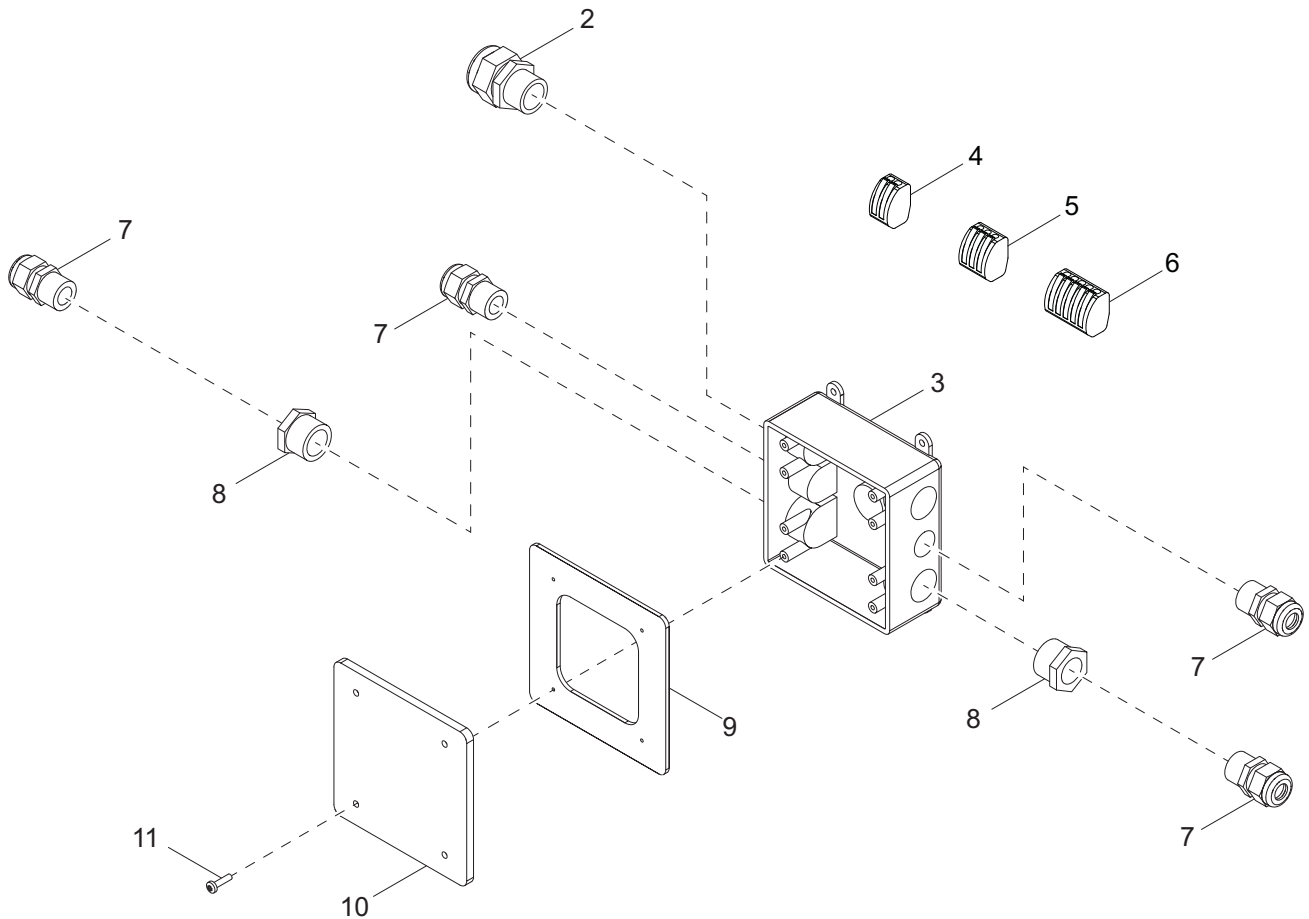
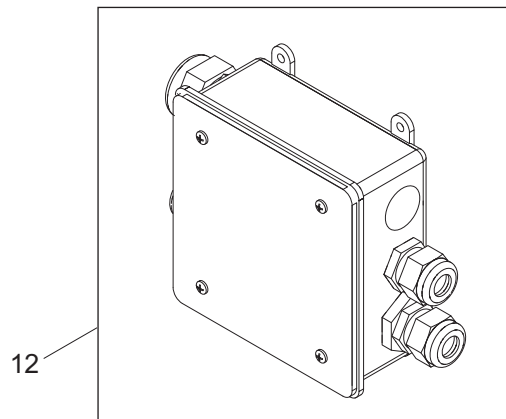
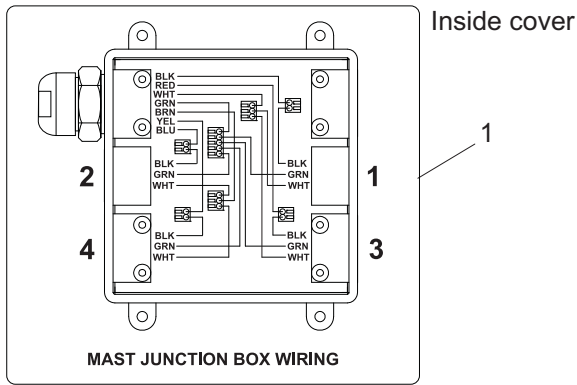


02583

LIGHT ASSEMBLY - 1100 WATT

Item	Part No.	Qty	Description	Notes
1	13399	1	Screw, M4 x 18 pan Phillips	
2	60067	2	Washer, #10 flat .435/.060, SS	
3	13372	2	Washer, #4 nylon	
4	13370	1	Assembly, tether	
5	60051	1	Nut, M4-.70 nylock, G8.8	
6	60358	2	Nut, .375-16 hex nylock, G5	
7	60027	6	Washer, M10 flat	
8	13392	2	Stud, trunnion mounting	
9	10000022356	1	Support, with cord	
10	13381	1	Socket, HID light	
11	10000022355	2	Gasket, silicone	
12	10000022370	1	Housing	
13	10000022392	1	Connector, weather tight	
14	10000022410	1	Bracket, trunnion HID light	
15	63357	2	Washer, .750 flat 2.0/.062 plastic	
16	60247	1	Washer, .750 flat 2.020/.130	
17	60584	1	Nut, .750-10 nylock, G5	
18	10000022383	2	Rivet, .134 diameter x .09 to .125 grip - SS	
19	10000022420	2	Rivet, .094 diameter x .09 to .240 grip - SS	
20	10000022354	1	Support, without cord	
21	10000022329	1	Bracket, non socket end	
22	13388	8	Screw, M5 x 12 slotted hex w/flange	
23	10000022390	1	Bracket, light holder	
24	13892	1	Support, bulb	
25	10000022357	1	Bracket, socket end	
26	10000022381	1	Bulb, metal halide 1100W	
27	10000022305	1	Gasket, lens	
28	10000022371	1	Lens, glass	
29	13367	1	Bracket, lens HSG secure	
30	60167	1	Screw, M5-0.80 x 35 pan Phillips, G4.8	
31	60038	1	Nut, M5-0.80 nylock, G6	
--	A0000117617	1	Assembly, oval light fixture 1100W MH	

MAST JUNCTION BOX ASSEMBLY

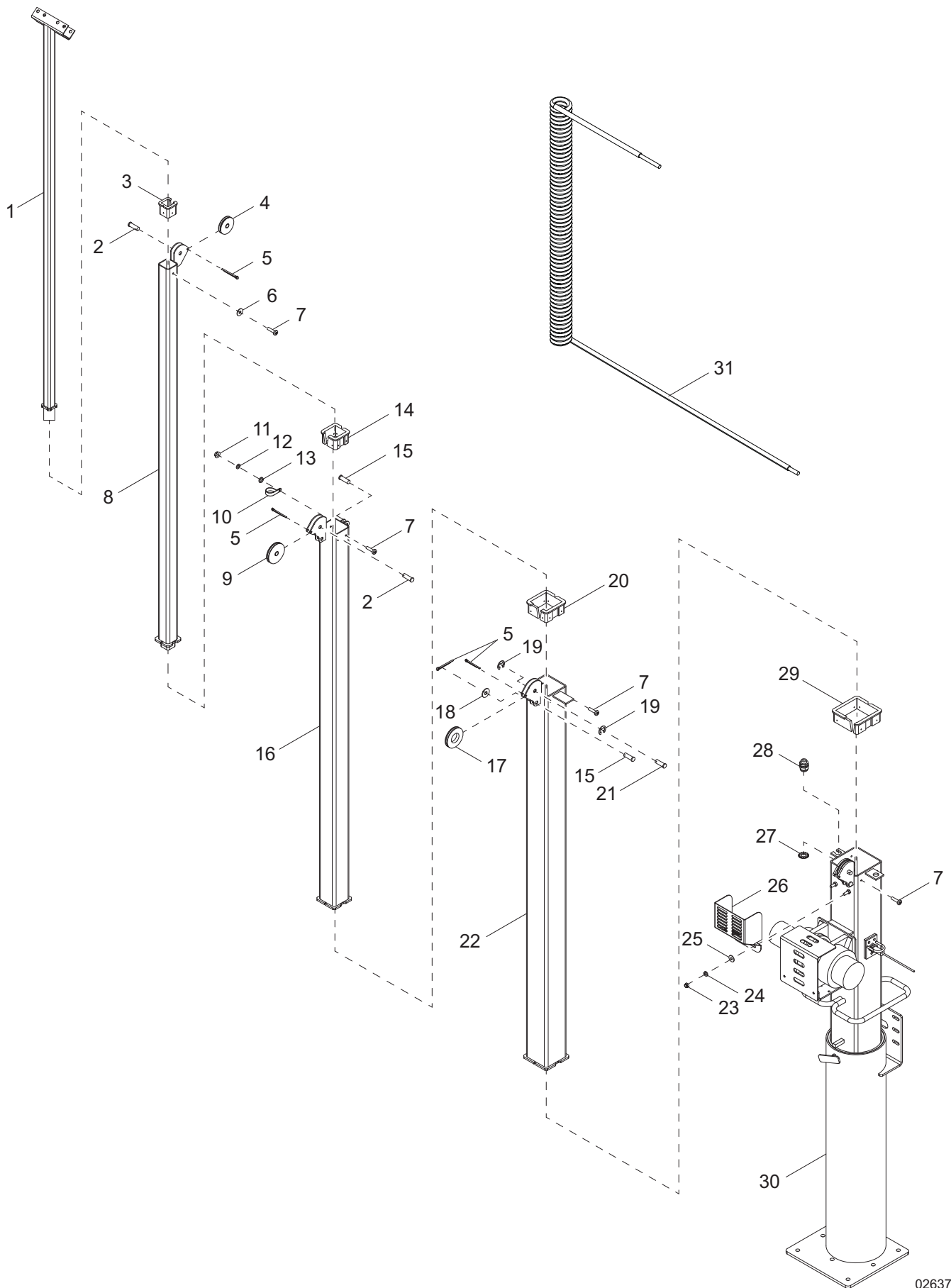


02687

MAST JUNCTION BOX ASSEMBLY

Item	Part No.	Qty	Description	Notes
1	37215	1	Decal, mast junction box wiring	
2	14656	1	Strain relief, .750NPT water tight	
3	12094	1	Box, junction	
4	66100	4	Connector, 2 position.	
5	66101	2	Connector, 3 position.	
6	66102	1	Connector, 5 position.	
7	15864	4	Strain relief, .500NPT water tight	
8	60755	2	Fitting, strt .750MNPT x .500FNPT, nylon	
9	13749SRV	1	Gasket, junction box - HFI 281000	
10	12109	1	Cover, box, 2-gang plastic	
11	60424	4	Screw, 6-32 x .750 pan Phillips, G2	
12	11789SRV	1	Assembly, mast junction box	

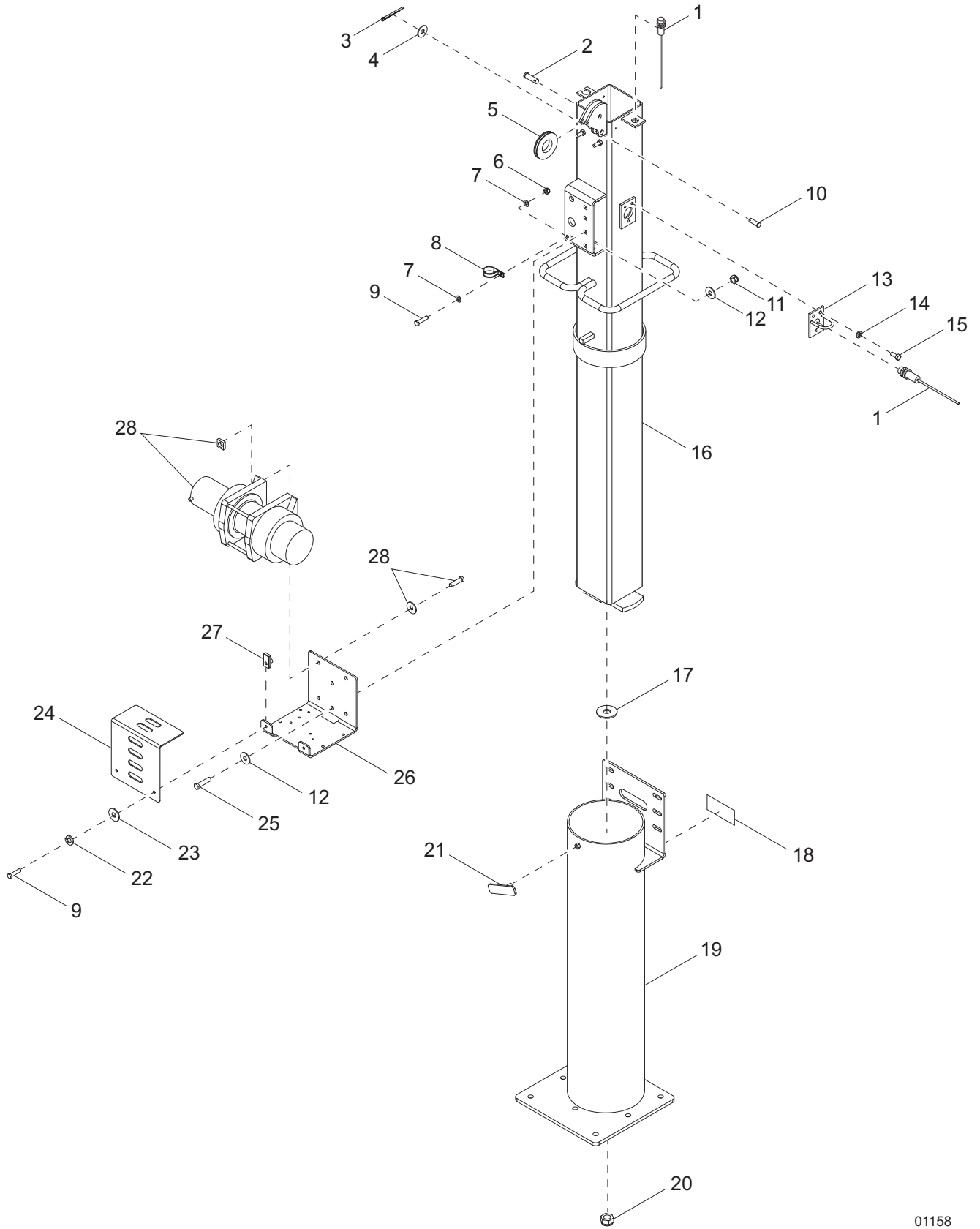
MAST ASSEMBLY



02637

Item	Part No.	Qty	Description	Notes
1	32015B	1	Weldment, mast section, 1.25 in	
2	63279	2	Pin, clevis - .500 diameter x .780	
3	32409	1	Shim, 2 x 2 tube	
4	32524	1	Sheave, 2.50 in	
5	15380	4	Pin, cotter - .125 x 1.25	
6	60067	2	Washer, #10 flat .435/.060, SS	
7	32569	14	Screw, 8-16 x .375 pan Phillips, SS	
8	32010B	1	Weldment, mast section, 2 in	
9	14262	1	Sheave, 3 in	
10	15627	1	Clamp, tubing - .625 heavy-duty	
11	60140	1	Nut, .375-16 hex, G5	
12	60206	1	Washer, .375 split lock	
13	60386	1	Washer, .375 flat .993/.064	
14	13789	1	Shim, 3 x 3 tube	
15	63325	2	Pin, clevis - .500 diameter x 1.063	
16	32007B	1	Weldment, mast section - 3 in	
17	33736	1	Assembly, pulley	
18	60309	1	Washer, .500 flat 1.060/.090	
19	63281	1	Clip, E-ring	
20	13790	1	Shim, 4 x 4 tube	
21	63280	1	Pin, grooved clevis - .500 diameter x .780	
22	32004B	1	Weldment, mast section, 4 in	
23	60285	2	Nut, .312-18 hex, G2	
24	60271	2	Washer, .312 split lock	
25	60119	1	Washer, .312 flat .875/.070	
26	33395B	1	Guard, pulley	
27	15861	1	Nut, .500NPT lock	
28	14871	1	Strain relief, .500NPT, .500 cord	
29	32408	1	Shim, 5 x 5 tube	
30	33247B	1	Assembly, mast bottom	<i>Page 18</i>
31	33397	1	Coil cord	
--	34132	1	Cable, .188 in. x 116 in., SS	Attaches to item 30
--	34128	1	Cable, .188 in. x 69.25 in., SS	Attaches to item 22
--	34129	1	Cable, .188 in. x 69.75 in., SS	Attaches to item 16
--	34130	1	Cable, .188 in. x 67.875 in., SS	Attaches to item 8
--	10770	1	Wire group - coil cord ground extension	

MAST ASSEMBLY - BOTTOM POST

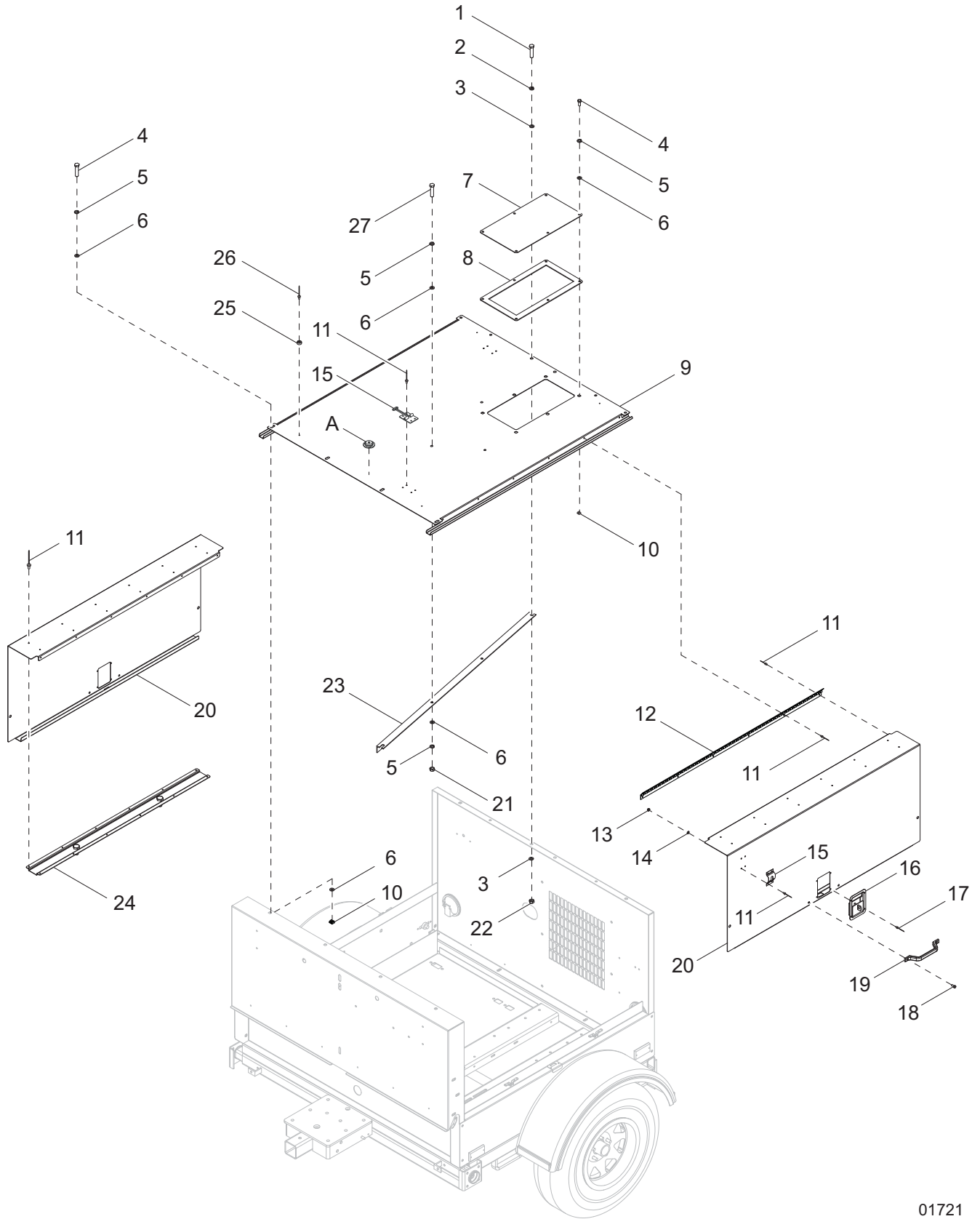


01158

MAST ASSEMBLY - BOTTOM POST

Item	Part No.	Qty	Description	Notes
1	31757	2	Sensor, proximity	
2	63325	1	Pin, clevis - .500 diameter x 1.063	
3	15380	1	Pin, cotter - .125 x 1.25	
4	60309	1	Washer, .500 flat 1.060/.090	
5	33736	1	Assembly, pulley	
6	60144	1	Nut, .250-20 nylock, G5	
7	60696	2	Washer, .250 flat .625/.050, SS	
8	16143	1	Clamp, tubing - .500	
9	60393	3	Screw, .250-20 x 1.0 standard hex, G5	
10	63272	1	Pin, clevis - .500 diameter x 1.25	
11	60358	2	Nut, .375-16 nylock, G5	
12	60386	4	Washer, .375 flat .993/.064	
13	13796B	1	Weldment, proximity sensor bracket	
14	60271	3	Washer, .312 split lock	
15	60168	3	Screw, .312-18 x .750 standard hex, G5	
16	33247B	1	Weldment, mast bottom - 5 inch	
17	60247	1	Washer, .750 flat 2.020/.130	
18	50197	0.75 ft	Weatherstripping - .06 x 1.0	
19	33224B	1	Weldment, mast tube	
20	60584	1	Nut, .750-10 nylock, G5	
21	11649Z	1	Weldment, T-bolt	
22	60286	2	Washer, .250 split lock	
23	60243	2	Washer, .250 flat .735/.060	
24	33822B	1	Bracket, winch cover	
25	60352	2	Screw, .375-16 x 1.25 standard hex, G5	
26	33858B	1	Bracket, winch mounting	
27	61143	2	Nut, .250-20 U-clip - short type	
28	34293	1	Winch, electric - 1200 lb hoist	
--	17936	1	Wire group - electric winch	
--	31759	1	Wire group - winch battery power cables	
--	31758	1	Wire group - winch power cables	
--	31757	1	Wire group - proximity sensor	

ROOF AND DOORS TO UNIT

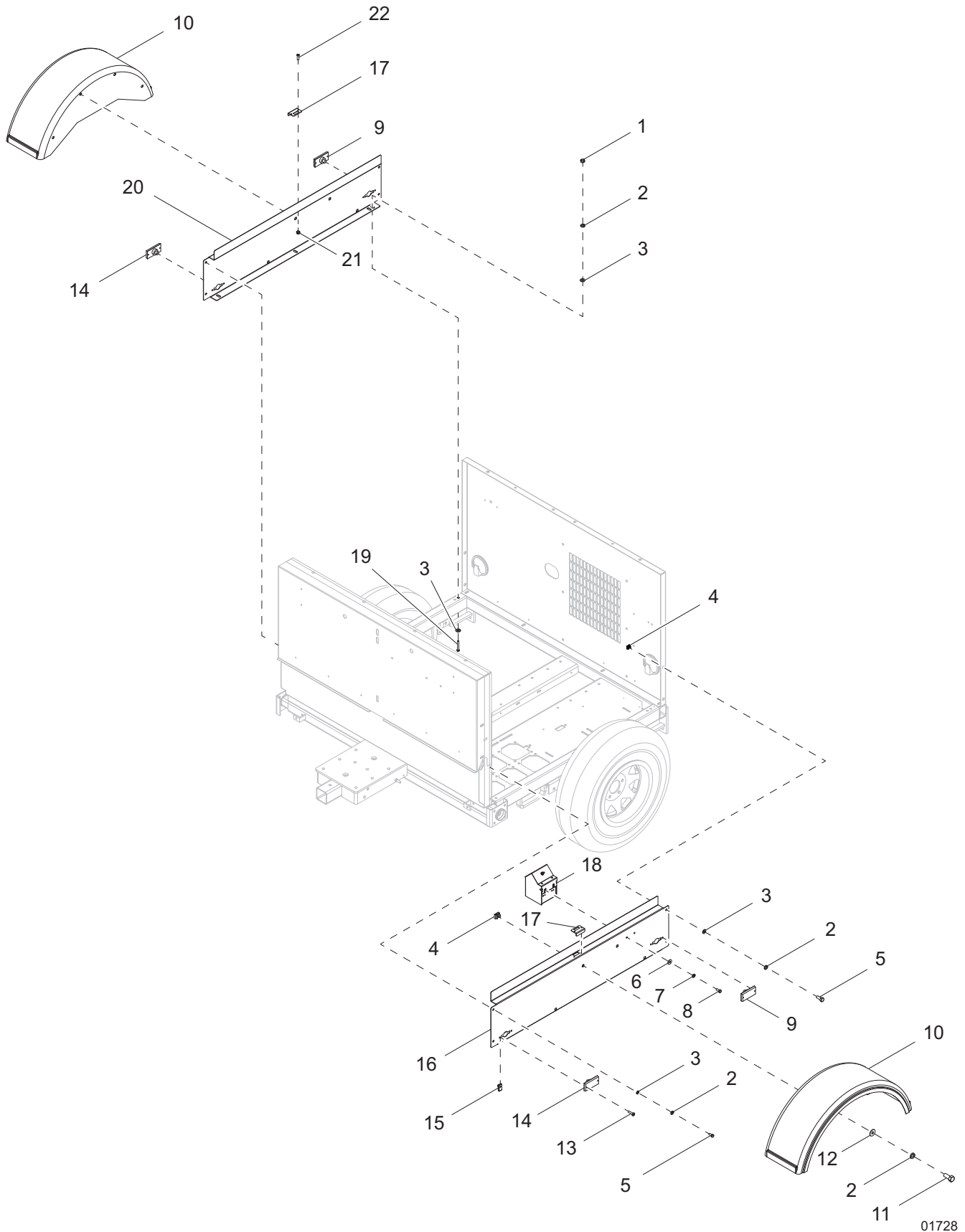


01721

ROOF AND DOORS TO UNIT

Item	Part No.	Qty	Description	Notes
1	60683	2	Screw, .500-13 x 1.50 std hex, SS	
2	60702	2	Washer, .500 split lock, SS	
3	60699	4	Washer, .500 flat 1.070/.080, SS	
4	60690	10	Screw, .375-16 x 1.0 std hex, SS	
5	60703	12	Washer, .375 split lock, SS	
6	60698	18	Washer, .375 flat .875/.040, SS	
7	25333W	1	Panel, back access	
8	12195	1	Gasket, radiator access plate	
9	17799W	1	Panel, top	
10	60657	6	Nut, .375-16 cage, G5	
11	60268	56	Rivet, .188 diameter x .126 to .250 grip	
12	16598	2	Hinge, door - .188 pin, 48.5 in. long	
13	60303	4	Nut, .312-18 nylock	
14	60340	4	Washer, .312 flat .875/.040, SS	
15	12605	2	Door latch SS - T-style	
16	15123	2	Latch, paddle, with 7 lb spring	
17	60423	8	Rivet, .188 diameter x .250 to .375 grip	
18	60507	2	Screw, .312-18 x 1.0 std hex, SS	
19	26288	2	Handle, front hood access	
20	13295W	2	Weldment, door	
21	14229	2	Nut, .500-13 hex, G2	
22	60140	6	Nut, .375-16 hex, G5	
23	13704B	1	Angle, roof support	
24	13297B	2	Weldment, light storage channel	
25	15215	4	Bumper, rubber	
26	60267	4	Rivet, .125 diameter x .191 to .270 grip	
27	61036	3	Screw, .375-16 x 1.25 std hex, SS	
<i>Level Indicator: (if equipped)</i>				
A	14433	1	Level, eye	

SIDE PANELS TO UNIT

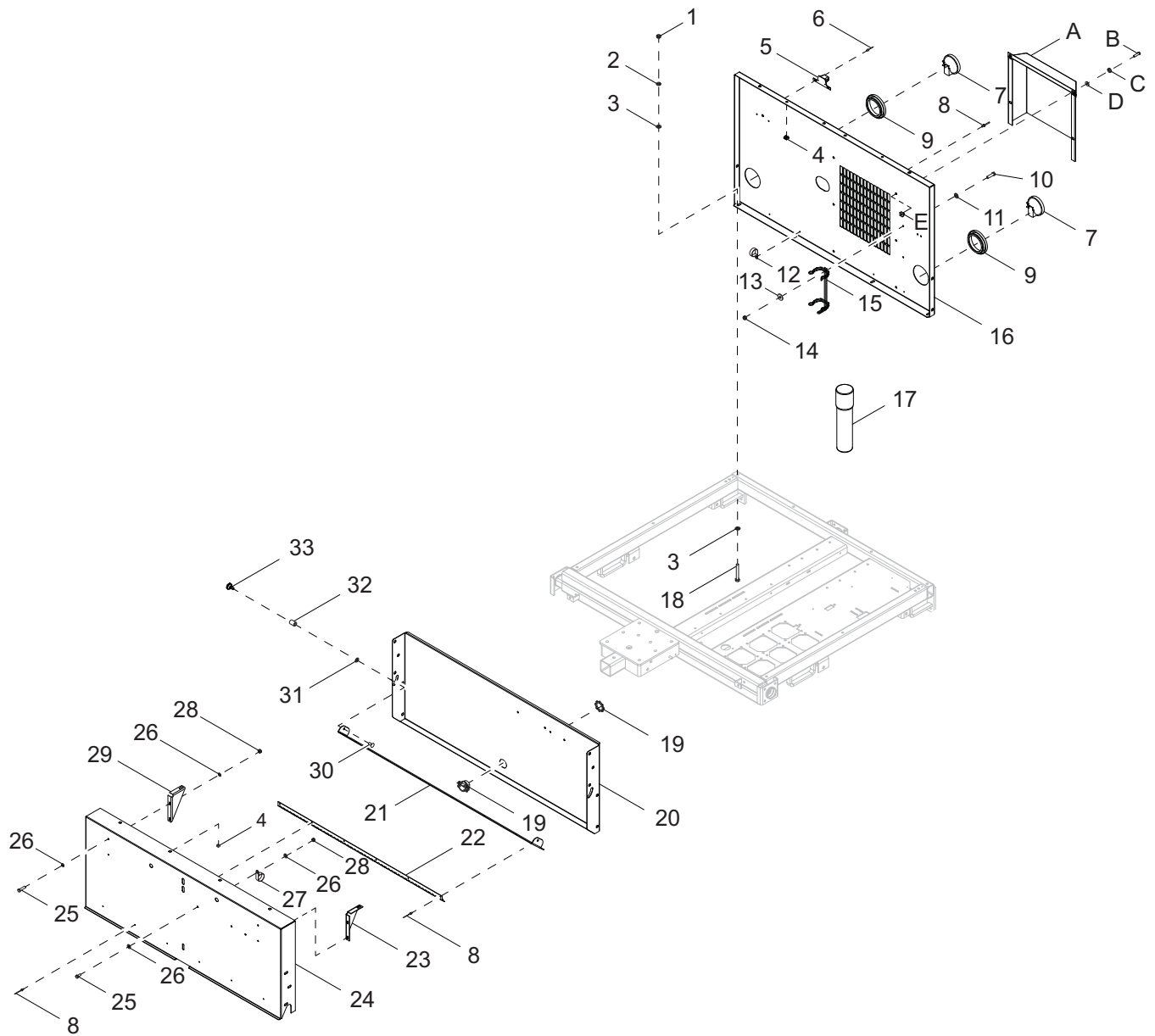


01728

SIDE PANELS TO UNIT

Item	Part No.	Qty	Description	Notes
1	60140	4	Nut, .375-16 hex, G5	
2	60703	20	Washer, .375 split lock, SS	
3	60698	16	Washer, .375 flat .875/.040 18-8, SS	
4	60657	8	Nut, .375-16 cage, G5	
5	60690	8	Screw, .375-16 x 1.0 std hex, SS	
6	60696	2	Washer, .250 flat .625/.050, SS	
7	60704	2	Washer, .250 split lock, SS	
8	60684	2	Screw, .250-20 x .875 std hex, SS	
9	66372	2	Light, clearance marker - red	
10	11381	2	Fender, plastic - single wall, 14 in. tire	
11	60295	8	Screw, .375-16 x .75 std hex, SS	
12	60729	8	Washer, .375 fender 1.50/.090	
13	60694	4	Screw, 8-32 x .750 pan Phillips, SS	
14	66373	2	Light, clearance marker - amber	
15	60730	8	Nut, 8-32 U-clip	
16	33560W	1	Panel, left side	
17	13291	2	Plate, striker	
18	33741	1	Assembly, mast toggle switch box	<i>Page 26</i>
19	60689	6	Screw, .375-16 x 4.0 std hex, SS	
20	13637W	1	Panel, right side	
21	60061	4	Nut, 10-32 nylock	
22	60398	4	Screw, 10-32 x .500 pan Phillips, SS	

FRONT AND REAR PANELS TO UNIT



01729

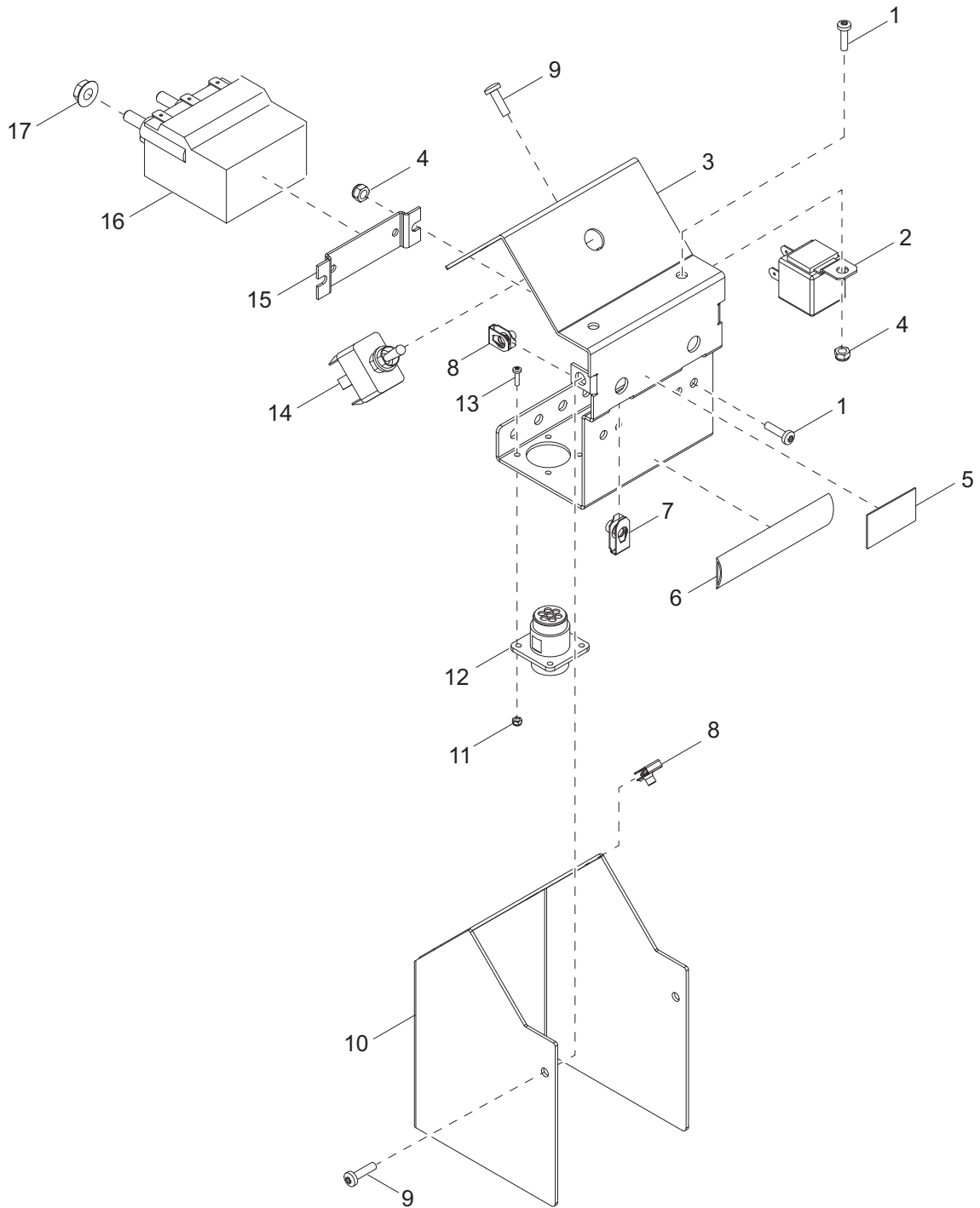
FRONT AND REAR PANELS TO UNIT

Item	Part No.	Qty	Description	Notes
1	60140	4	Nut, .375-16 hex, G5	
2	60703	4	Washer, .375 split lock, SS	
3	60698	8	Washer, .375 flat .875/.040, SS	
4	60657	10	Nut, .375-16 cage, G5	
5	10223	1	Assembly, license plate light/holder	
6	60423	2	Rivet, .188 diameter x .250 to .375 grip	
7	10220	2	Light, stop/tail/turn 4.00 round	
8	60268	16	Rivet, .188 diameter x .126 to .250 grip	
9	10221	2	Grommet, rear light, rubber 4.5 in	
10	61180	2	Screw, 10-32 x .750 pan Phillips, SS	
11	60067	2	Washer, #10 flat .435/.060, SS	
12	15628	4	Clamp, wire - .38 plastic	
13	60089	2	Washer, .265 fender 1.25/.060	
14	60061	6	Nut, 10-32 nylock	
15	11222	1	Bracket, manual holder	
16	13692W	1	Panel, rear	
17	11121	1	Manual holder tube	
18	60689	4	Screw, .375-16 x 4.0 std hex, SS	
19	66425	1	Strain relief - 1.25 Romex w/nut	
20	13652W	1	Panel, front - lower	
21	13708W	1	Panel, air inlet	
22	16598	1	Hinge, door - .188 pin, 48.5 long	
23	13705B	1	Bracket, front support - RH	
24	33591W	1	Panel, front - upper	
25	60684	5	Screw, .250-20 x .875 std hex, SS	
26	60696	10	Washer, .250 flat .625/.050, SS	
27	60649	1	Clamp, tubing - .750 heavy duty	
28	60144	5	Nut, .250-20 nylock, G5	
29	13706B	1	Bracket, front support - LH	
30	62038	2	Screw, .312-18 x 2.0 carriage square, G5	
31	60452	2	Washer, .313 flat 1.125/1.0, SS bonded rubber	
32	41235ZY	2	Spacer - .75 OD x .44 ID x 1.0 long	
33	63108	2	Knob, plastic - .312-18 fem thru	

Silent Pack: (if equipped)

A	12189W	1	Duct, radiator guard	
B	60507	4	Screw, .312-18 x 1.0 std hex, SS	
C	60701	4	Washer, .312 split lock, SS	
D	60340	4	Washer, .312 flat .875/.040, SS	
E	15425	4	Nut, .312-18 cage	

MAST SWITCH BOX ASSEMBLY

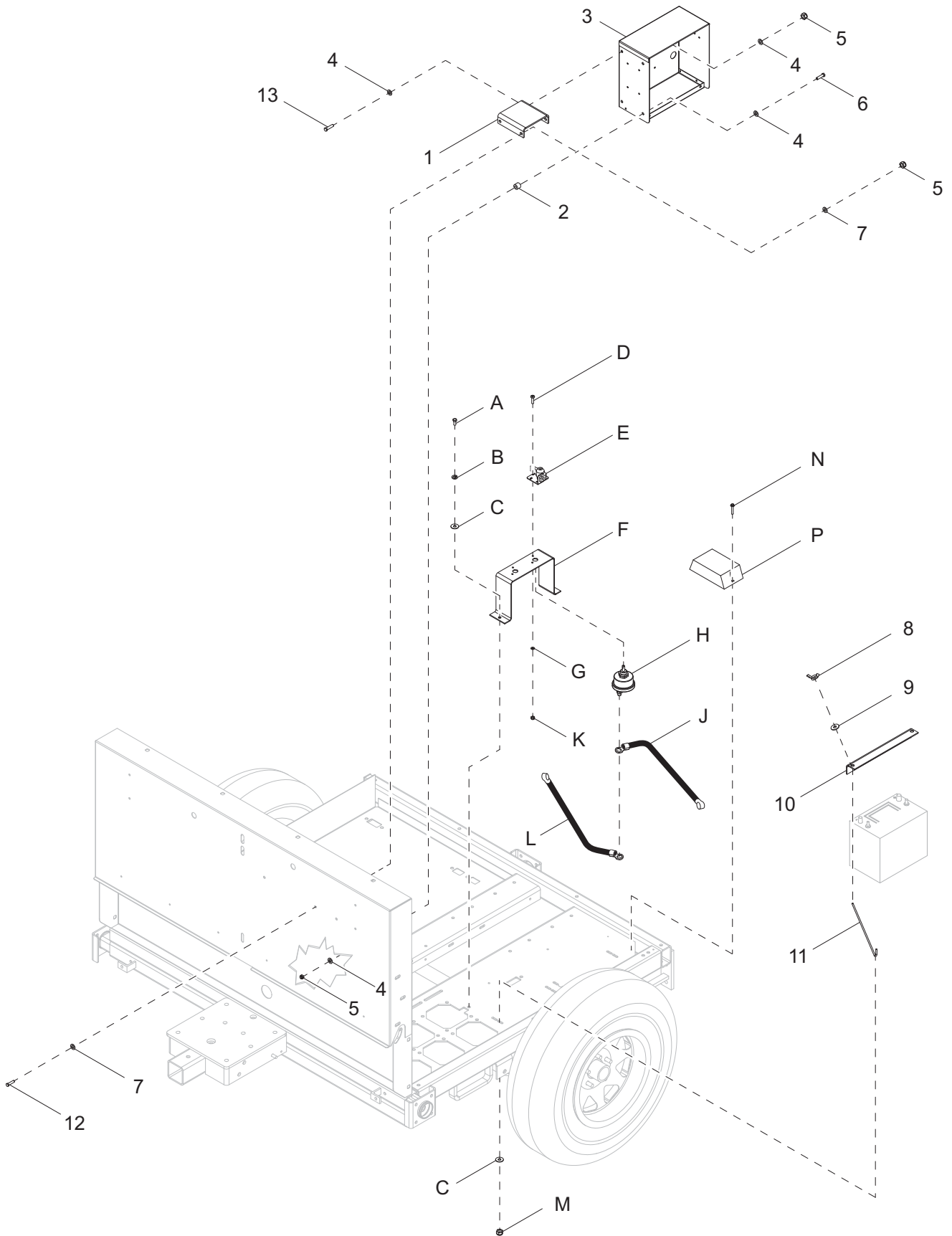


01161

MAST SWITCH BOX ASSEMBLY

Item	Part No.	Qty	Description	Notes
1	60277	4	Screw, 10-32 x .500 pan Phillips, G2	
2	65049	2	Relay, 12V 30/40A NO w/diode	
3	33750B	1	Panel, box - mast switch	
4	60061	4	Nut, 10-32 nylock	
5	50197	.125 ft	Weatherstripping, .06 x 1.0	
6	50187	.33 ft	Seal, door - D-shaped - .750	
7	61143	2	Nut, .250-20 U-clip - short type	
8	63105	4	Nut, 8-32 U-clip, G5	
9	60526	4	Screw, 8-32 x .500 pan Phillips, G2	
10	33751B	1	Panel, cover - mast switch	
11	60758	4	Nut, 4-40 nylock, G2	
12	61229	1	Connector, amp - 7 position receptacle, flange	
13	62187	4	Screw, 4-40 x .500 pan Phillips, SS	
14	65707	1	Switch, toggle - SPDT, spring, weatherproof	
15	33255B	1	Bracket, electric winch	
16	11293	1	Contactora, 12V electric winch	
17	60036	4	Nut, M6-1.0 serrated flange, G8.8	
--	33471	1	Assembly, mast switch box	Items 1 - 17

CONTROL BOX TO UNIT



01530

CONTROL BOX TO UNIT

Item	Part No.	Qty	Description	Notes
1	13689B	1	Bracket, control box	
2	41235ZY	2	Spacer - .75 OD x .44 ID x 1.0 long	
3	35270	1	Control box	<i>Page 30</i>
4	60119	8	Washer, .312 flat .875/.070	
5	60303	6	Nut, .312-18 nylock, G2	
6	67018	2	Screw, .312-18 x 1.75 std hex, G5	
7	60340	4	Washer, .312 flat .875/.040, SS	
8	60090	2	Nut, wing .250 x 20	Inc. w/item 11
9	60089	2	Washer, .250 flat	Inc. w/item 11
10	12924B	1	Angle, battery hold down	
11	14146	2	Bolt, J - .250-20 x 10.0	
12	60507	2	Screw, .312-18 x 1.0 std hex, SS	
13	60028	2	Screw, .312-18 x 2.25 std hex, G5	

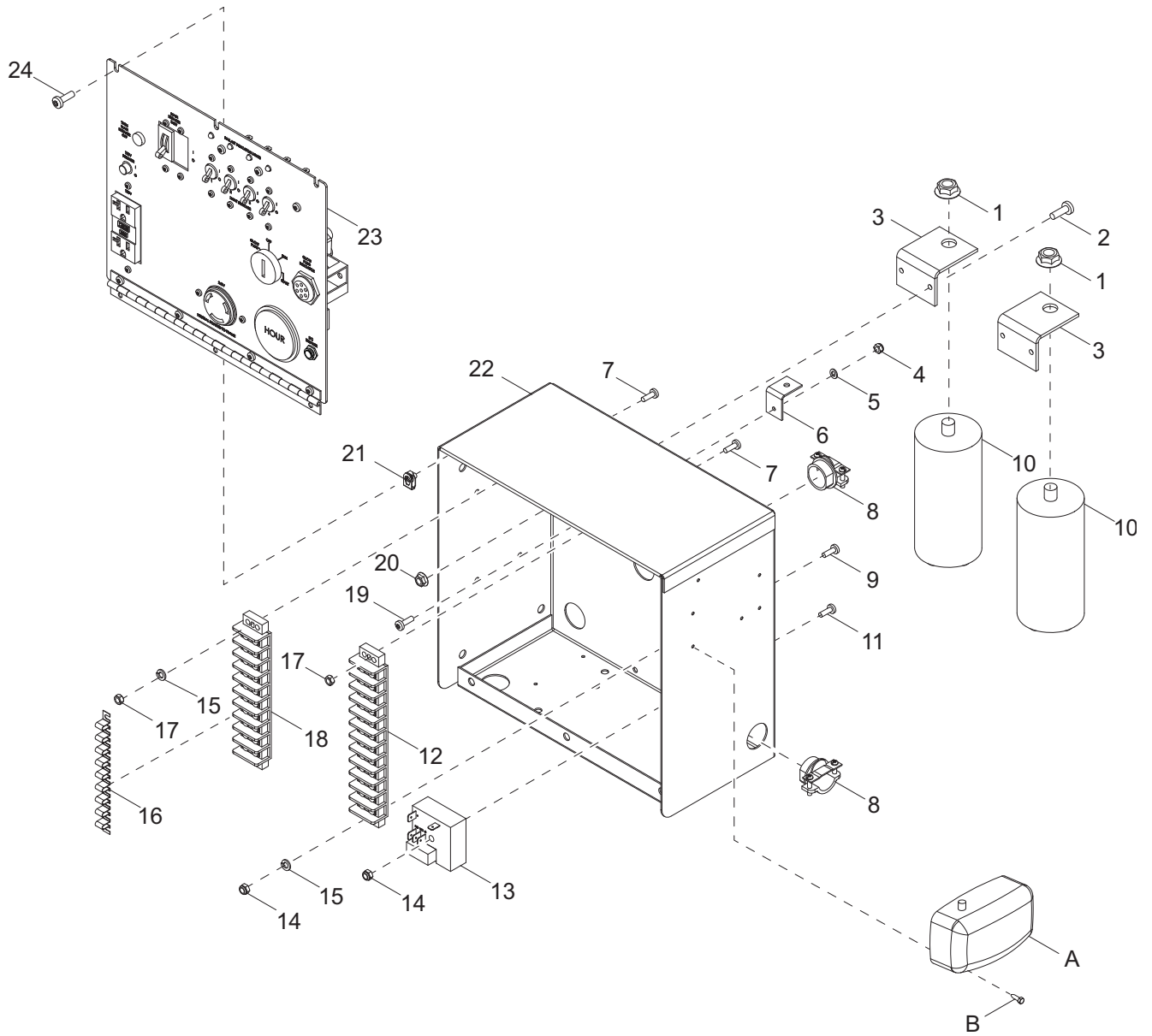
Battery Disconnect: (if equipped)

A	60028	2	Screw, .312-18 x 2.25 std hex, G5
B	60271	2	Washer, .312 split lock
C	60119	4	Washer, .312 flat .875/.070
D	60277	2	Screw, 10-32 x .500 pan Phillips, G2
E	65499	1	Assembly, switch lockout lever
F	13654B	1	Bracket, battery disconnect
G	60067	2	Washer, #10 flat .435/.060, SS
H	65498	1	Switch, disconnect
J	68544	1	Cable, battery - 18 in. 4GA red, .375 lug
K	60061	2	Nut, 10-32 nylock
L	25075	1	Cable, battery - 24 in. 4GA red w/boot, .375 lug
M	60303	2	Nut, .312-18 nylock, G2

Battery Charger: (if equipped)

N	60419	2	Screw, 6-32 x .500 flange hex, G2, self-tapping
P	65326	1	Charger, battery 2A
--	21259	1	Decal, battery charger

CONTROL BOX ASSEMBLY

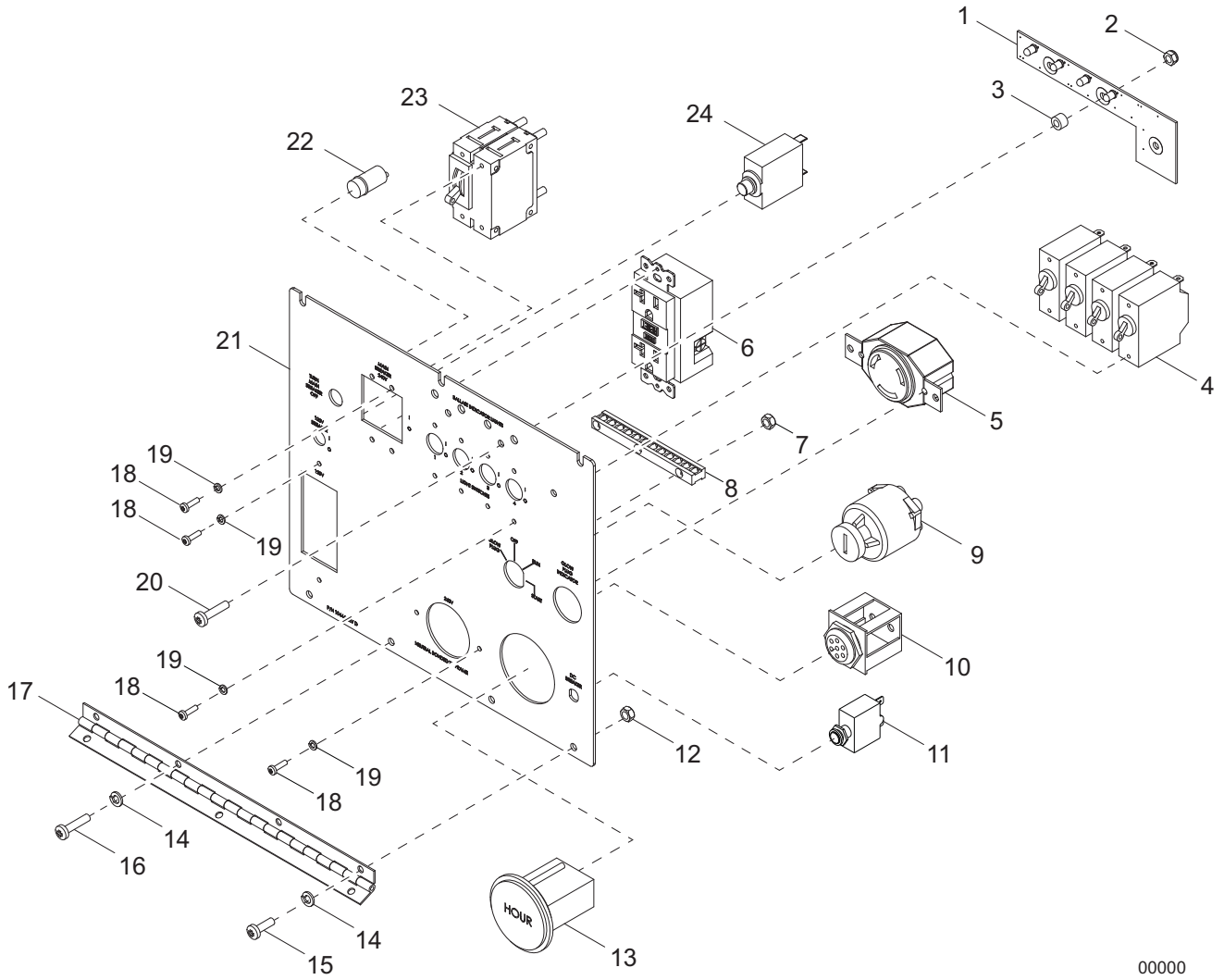


02638

CONTROL BOX ASSEMBLY

Item	Part No.	Qty	Description	Notes
1	60148	2	Nut, M12-1.75 serrated flange, G8.8	
2	60398	4	Screw, 10-32 x .500 pan Phillips, SS	
3	13690B	2	Bracket, capacitor	
4	60144	1	Nut, .250-12 nylock, G5	
5	60243	1	Washer, .250 flat .735/.060	
6	32731B	1	Bracket, manual holder	
7	60062	3	Screw, 10-32 x .750 pan Phillips, G2	
8	14219	5	Strain relief - .750 Romex w/nut	
9	60397	1	Screw, 10-32 x 1.0 pan Phillips, G2	
10	10000024477	2	Capacitor, dual 24 μ F/24 μ F, 540 VAC	
11	60396	1	Screw, 10-32 x 1.250 pan Phillips, G2	
12	14139	1	Block, terminal - 12 position, 30A, 600V	
13	14201	1	Relay, 10A SPDT 12VDC, time delay - 15 second	
14	60061	1	Nut, 10-32 nylock	
15	60252	2	Washer, #10 split lock	
16	15125	1	Jumper	
17	14231	2	Nut, 10-32 hex, G2	
18	14203	1	Block, terminal - 10 position, 30A, 600V	
19	60690	1	Screw, .375-16 x 1.0 standard hex, SS	
20	61045	4	Nut, 10-32 serrated flange	
21	63105	6	Nut, 8-32 u-clip, G5	
22	13666B	1	Box, control	
23	10000036334	1	Assembly, control panel 1100W - Mitsubishi	<i>Page 32</i>
	10000036323	1	Assembly, control panel 1100W - Kubota	<i>Page 32</i>
--	A0001500021	1	Assembly, control panel 1000-1050W - Mitsubishi	
--	A0001500014	1	Assembly, control panel 1000-1050W - Kubota	
24	60526	6	Screw, 8-32 x .500 pan Phillips, G2	
--	35270	1	Wire group - 6kW control box	
<i>Interior Light: (if equipped)</i>				
A	11947	1	Light, interior w/switch	
B	60364	4	Screw, 10-16 x .500 standard hex, G2, self-drilling	

CONTROL PANEL ASSEMBLY

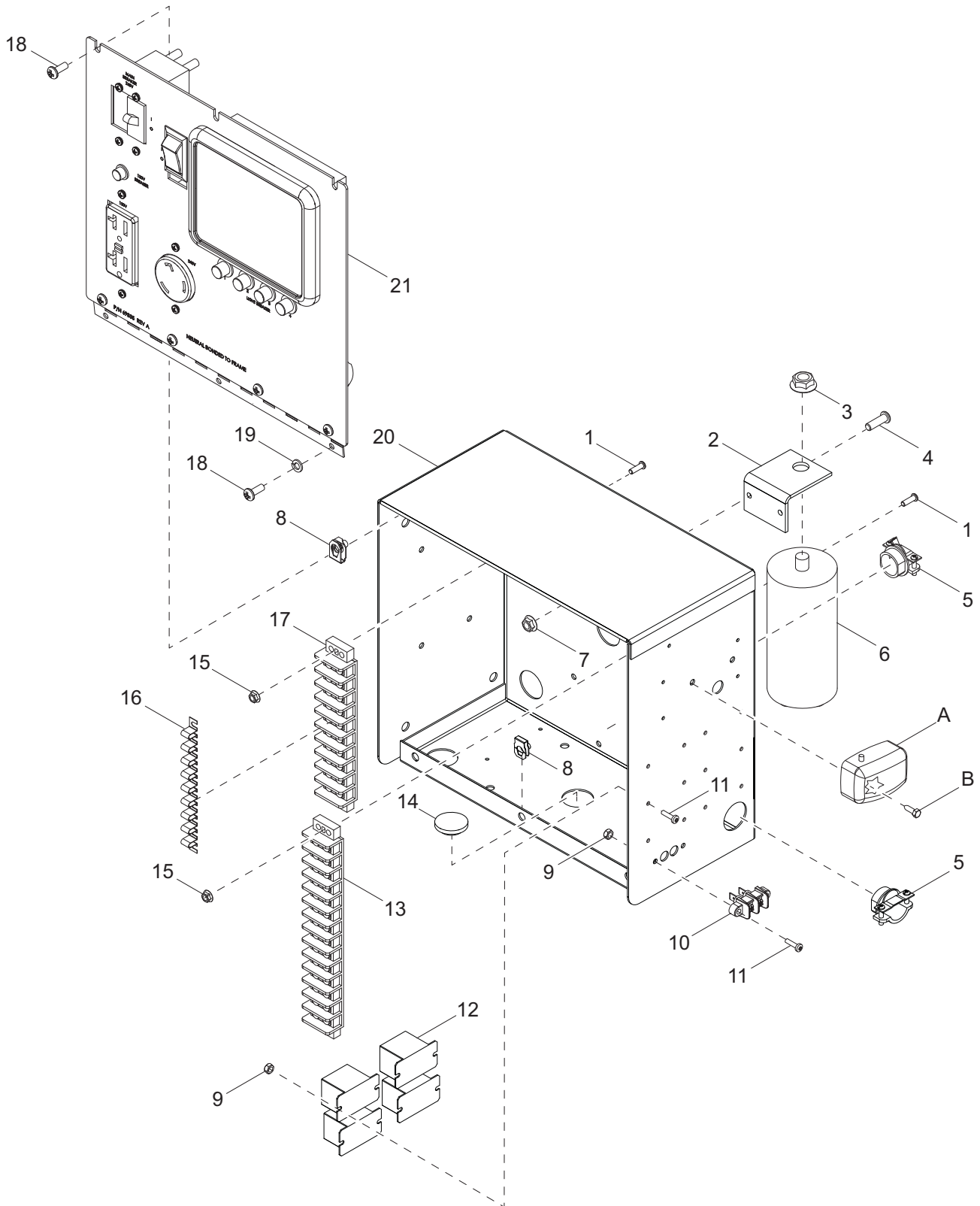


00000

CONTROL PANEL ASSEMBLY

Item	Part No.	Qty	Description	Notes
1	66423	1	PCB, LED lights w/connector	
2	60061	3	Nut, 10-32 nylock	
3	66257	3	Spacer, .2 ID x .375 OD x .25 long, plastic	
4	14249	4	Breaker, 15A, 120V, 1-pole	
5	14137	1	Receptacle, 240V/30A twist-lock	
6	14130	1	Receptacle, 120V/20A GFI	
7	60318	2	Nut, 8-32 hex, G5	
8	14204	1	Kit, ground bar	
9	15195SRV	1	Switch, key	
10	16694	1	Glow plug indicator	MLT5060MV
11	65850	1	Breaker, 10A, 240V, 1-pole, push button	
12	14231	2	Nut, 10-32 hex, G2	
13	15085	1	Gauge, hour meter	
14	60252	4	Washer, #10 split lock	
15	60277	2	Screw, 10-32 x .500 pan Phillips, G2	
16	60406	2	Screw, 8-32 x 1.0 pan Phillips, SS	
17	13677	1	Hinge, continuous - 11 in	
18	60405	16	Screw, 6-32 x .250 pan Phillips, G2	
19	60058	16	Washer, #6 split lock	
20	60062	3	Screw, 10-32 x .750 pan Phillips, G2	
21	10000030410	1	Panel, control - Mitsubishi, 1100W	MLT5060MV
	10000030374	1	Panel, control - Kubota, 1100W	MLT5060KV
22	65388	1	Light, indicator red, 12VDC	
23	65963	1	Breaker, 30A, 250V, 2-pole, stud terminal w/aux	
24	65849	1	Breaker, 10A, 120V, 1-pole, push button	
--	35267	1	Wire group - 20A GFCI	
--	35268	1	Wire group - 30A twist-lock	
--	35269	1	Wire group - light switches	
--	35266	1	Wire group - LED light board	
--	35271	1	Wire group - 6kW control box	

CONTROL BOX ASSEMBLY - POWERZONE (IF EQUIPPED)

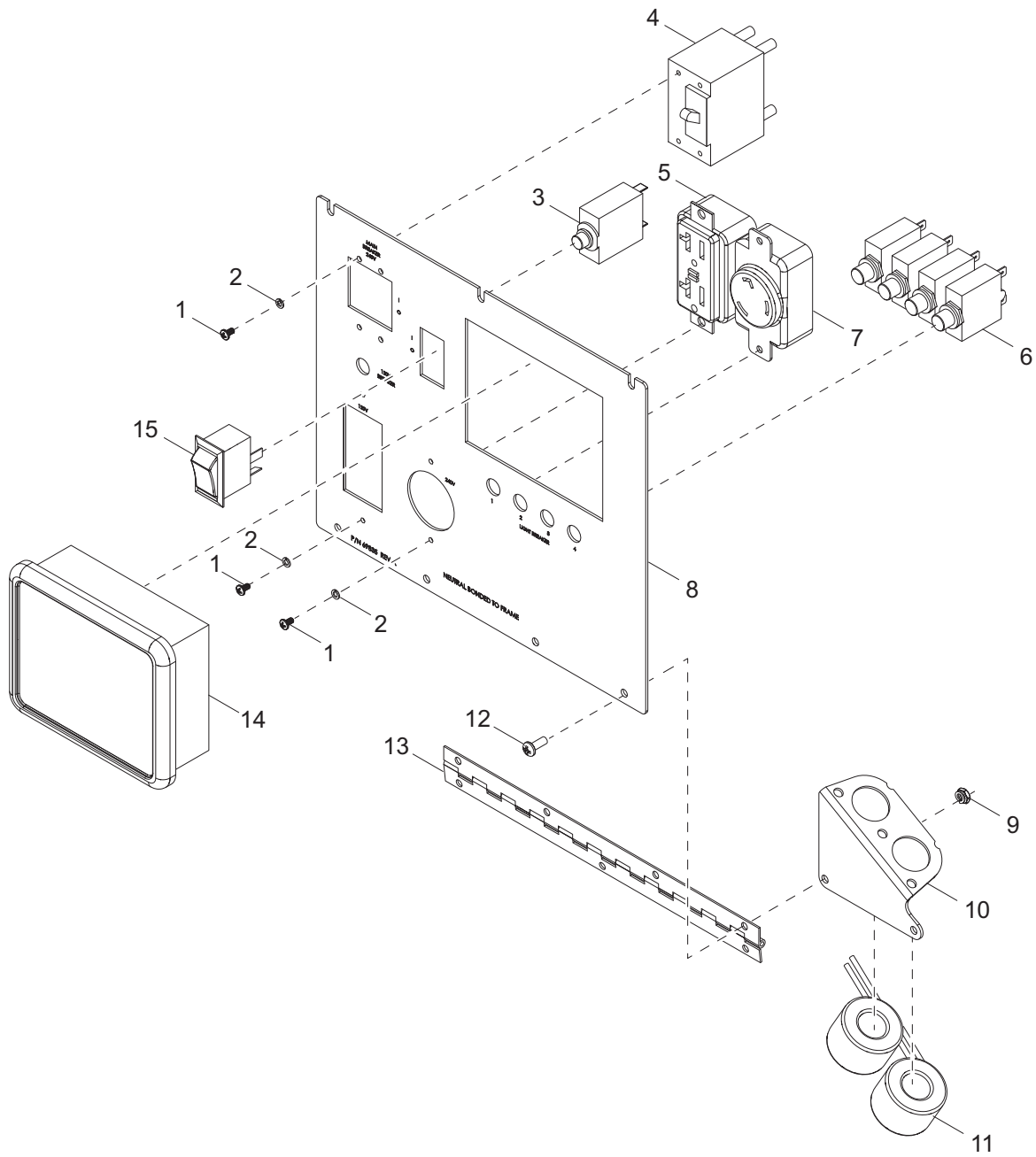


02728

CONTROL BOX ASSEMBLY- POWERZONE (IF EQUIPPED)

Item	Part No.	Qty	Description	Notes
1	60397	4	Screw, 10-32 x 1.0 pan Phillips, G2	
2	13690B	2	Bracket, capacitor	
3	60148	2	Nut, M12-1.75 serrated flange, G8.8	
4	60398	4	Screw, 10-32 x .500 pan Phillips, SS	
5	14219	5	Strain relief - .750 Romex w/nut	
6	65959	2	Capacitor, dual 24 μ F/24 μ F, 10% 480 VAC	
7	61045	4	Nut, 10-32 serrated flange	
8	63105	6	Nut, 8-32 u-clip, G5	
9	60758	10	Nut, 4-40 nylock, G2	
10	18890	1	Block, terminal - 2 position	
11	62187	10	Screw, 4-40 x .500 pan Phillips - SS	
12	29759	4	Relay, 12V coil 120-240 VAC rated	
13	66013	1	Block, terminal - 14 position, 30A, 600V	
14	60746	2	Plug, hole 1.094 recessed - black	
15	60061	4	Nut, 10-32 nylock	
16	15125	9	Jumper	
17	14203	1	Block, terminal - 10 position, 30A, 600V	
18	60277	6	Screw, 10-32 x .500 pan Phillips, G2	
19	60252	3	Washer, #10 split lock	
20	69840	1	Box, control MLT 6KW, PZ	
21	69836	1	Assembly, control panel 6KW PZ	<i>Page 36</i>
--	69862	1	Assembly, generator harness - 6KW 60HZ	
--	68196	1	Wire group, control box	
--	68197	1	Wire group, engine harness	
<i>Interior Light: (if equipped)</i>				
A	11947	1	Light, interior w/switch	
B	60364	4	Screw, 10-16 x .500 standard hex, G2, self-drilling	

CONTROL PANEL ASSEMBLY - POWERZONE (IF EQUIPPED)

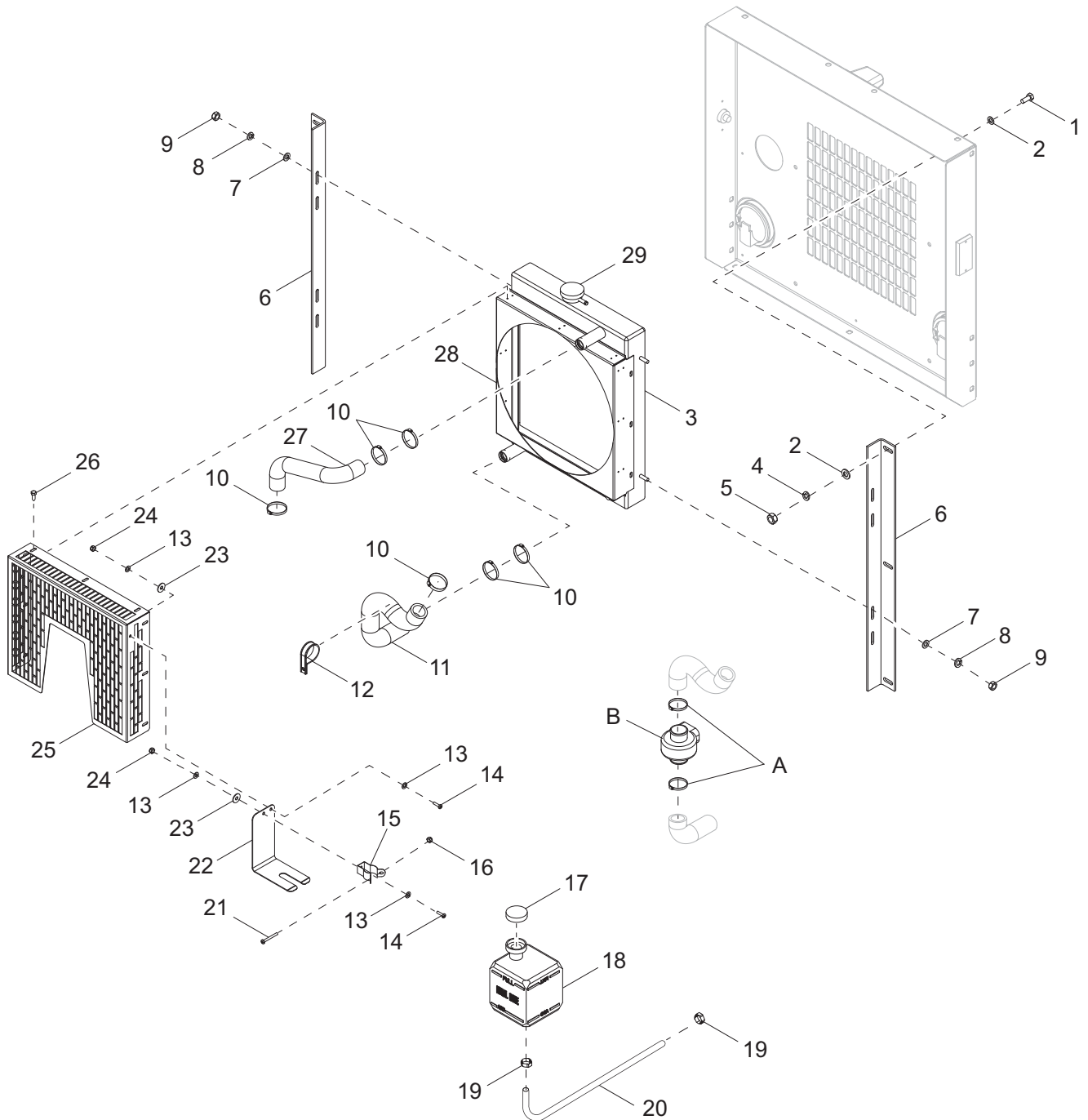


02729

CONTROL PANEL ASSEMBLY - POWERZONE (IF EQUIPPED)

Item	Part No.	Qty	Description	Notes
1	60405	16	Screw, 6-32 x .250 pan Phillips, G2	
2	60058	16	Washer, #6 split lock	
3	65849	1	Breaker, 10A, 120V, 1-pole, push button	
4	65963	1	Breaker, 30A, 250V, 2-pole, stud terminal w/aux	
5	A0001478877	1	Assembly, 20A GFCI - black	
6	15568	4	Breaker, 15A 120V 1 pole - push button	
7	A0001476062	1	Assembly, 30A twist lock	
8	69835	1	Panel, control 6kW - PZ	
9	14231	4	Nut, 10-32 hex, G2	
10	37212B	1	Bracket, CT	
11	66255	2	Transformer, current 100:5 wires	
12	60277	4	Screw, 10-32 x .500 pan Phillips, G2	
13	13677	1	Hinge, continuous - 11 in	
14	68677	1	Controller, Deep Sea L401-002-A3 MLT6/8KW	
15	66995	1	Switch, rocker DPST on-off	

COOLING SYSTEM ASSEMBLY

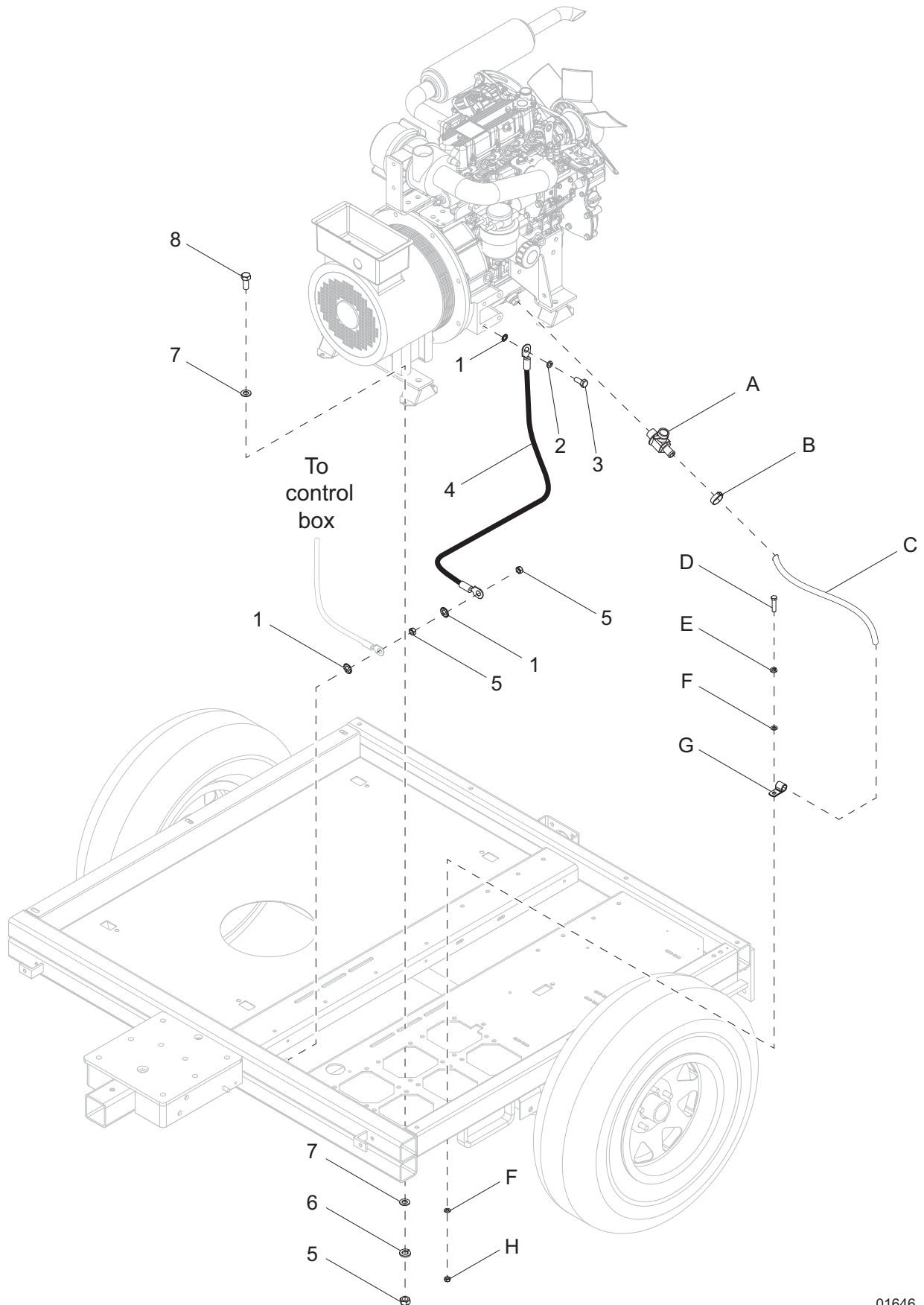


01230

COOLING SYSTEM ASSEMBLY

Item	Part No.	Qty	Description	Notes
1	60690	6	Screw, .375-16 x 1.0 std hex, SS	
2	60698	12	Washer, .375 flat .875/.040, SS	
3	13924	1	Radiator, w/fan guard	
4	60703	6	Washer, .375 split lock, SS	
5	60140	6	Nut, .375-16 hex, G5	
6	11683B	2	Bracket, radiator	
7	60119	4	Washer, .312 flat .875/.070	
8	60271	4	Washer, .312 split lock	
9	60032	4	Nut, M8-1.25 hex, G8.8	
10	15422	6	Clamp, hose - SAE 020 (.75-1.75)	
11	12350	1	Hose, radiator - lower, Kubota	MLT5060/KV only
--	16688SRV	1	Hose, radiator - lower, Mitsubishi	MLT5060MV only
12	60716	1	Clamp, tubing - 1.5 light duty	
13	60067	4	Washer, #10 flat .435/.060, SS	
14	61180	2	Screw, 10-32 x .750 pan Phillips, SS	
15	19726	1	Clamp, overflow jug	
16	60144	1	Nut, .250-20 nylock, G5	
17	19714	1	Cap, overflow jug	
18	20287	1	Jug, overflow - 2 qt	
19	60777	2	Clamp, hose - .312, crimp style	
20	50018	1.67 ft	Hose, fuel - .312 ID	
21	60414	1	Screw, .250-20 x 1.5 std hex, G5	
22	22419B	1	Bracket, support overflow jug - black	
23	60696	2	Washer, .250 flat .625/.050, SS	
24	60061	2	Nut, 10-32 nylock	
25	11413B	1	Fan guard	
26	60364	9	Screw, 10-16 x .500 std hex, G2, self-drilling	
27	16687	1	Hose, radiator - upper, Kubota	MLT5060KV only
--	32383SRV	1	Hose, radiator - upper, Mitsubishi	MLT5060MV only
28	19219	1	Cap, radiator	
<i>Engine Heater: (if equipped)</i>				
A	15422	2	Clamp, hose - SAE 020 (.75-1.75)	
B	65649	1	Heater, engine - lower radiator hose, 1 in. diameter	

ENGINE AND GENERATOR TO UNIT

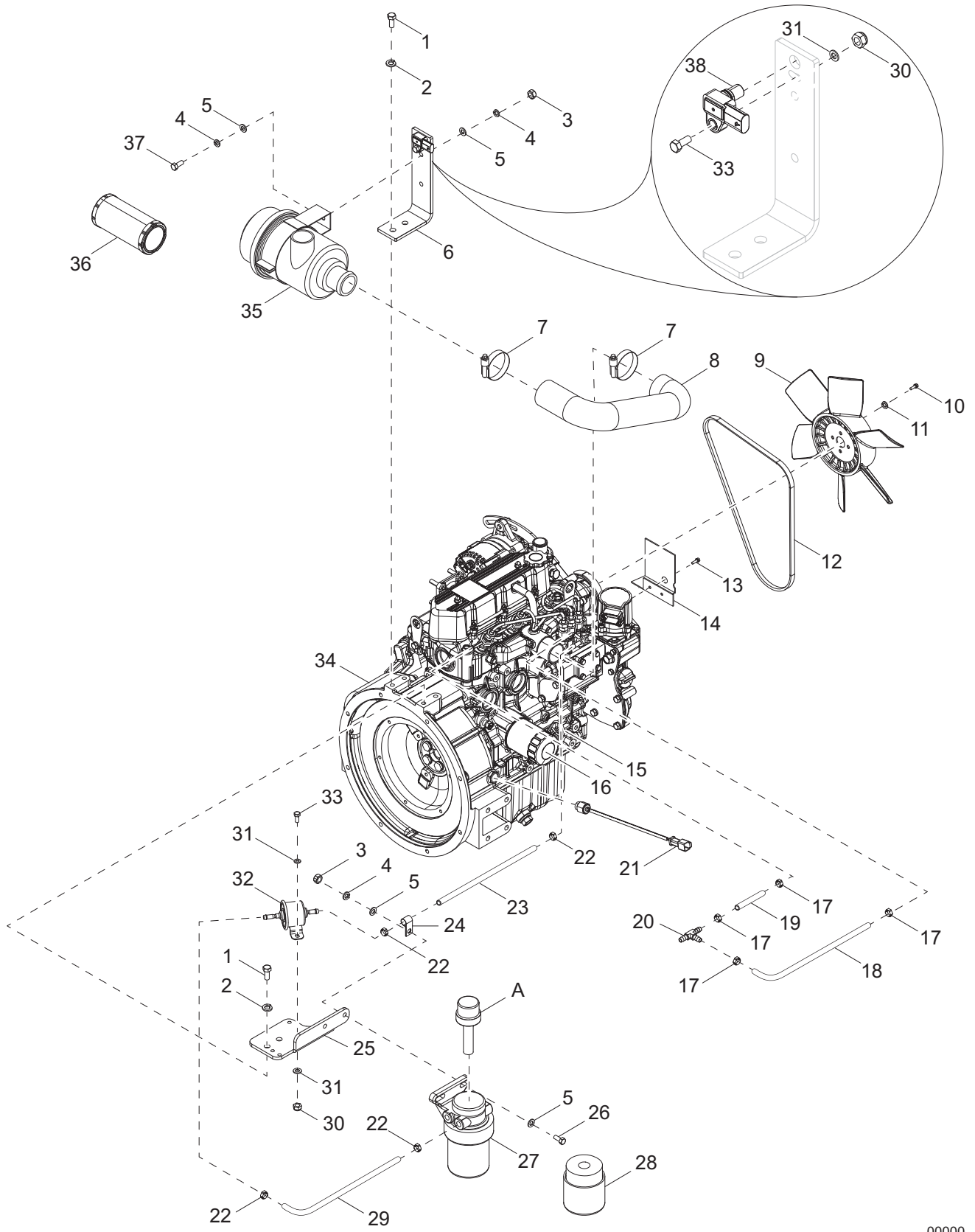


01646

ENGINE AND GENERATOR TO UNIT

Item	Part No.	Qty	Description	Notes
1	60747	3	Washer, .375 internal star	
2	60026	1	Washer, M10 - split lock	
3	60495	1	Screw, M10 - 1.25 x 16, std hex, G8.8	
4	16155	1	Assembly, wire - engine/chassis ground	
5	60140	10	Nut, .375-16 hex, G5	
6	60206	8	Washer, .375 split lock	
7	60698	16	Washer, .375 flat .875/.040, SS	
8	60205	8	Screw, .375-16 x 1.0 std hex, G5	
<i>Drain Valve: (if equipped)</i>				
A	60774	1	Valve, drain 22mm - 1.5 with nipple	MLT5060KV only
	60766	1	Valve, drain 18mm - 1.5 with nipple	MLT5060MV only
B	60365	1	Clamp, hose - SAE 010 (.56-1.06)	MLT5060KV only
	60777	1	Clamp, hose - .312, crimp style	MLT5060MV only
C	A0001478880	1	Hose, .625, 200 psi (22 in)	MLT5060KV only
	50051	1.67 ft	Hose, fuel - .375 ID, 50 psi	MLT5060MV only
D	60205	1	Screw, .375-16 x 1.0 std hex, G5	MLT5060KV only
E	60698	2	Washer, .375 flat .875/.040, SS	MLT5060KV only
F	60206	1	Washer, .375 split lock	MLT5060KV only
G	60716	1	Clamp, tubing - 1.50 light duty	MLT5060KV only
H	60144	1	Nut, .25-20 nylock, G5	MLT5060KV only
<i>Silent Pack: (if equipped)</i>				
--	50709	1.25 ft	Hose, .625 in., 300 psi	
--	60498	1	Fitting, plug - .750NPT square drive	
--	60774	1	Valve, drain 22mm - 1.5 with nipple	
--	60365	2	Clamp, hose - SAE 010 (.56-1.06)	
--	62076	1	Fitting, str - .750MNPT x .625 barb	
--	18495	1	Fitting, bushing - 2.0 OD x 1.625 ID	

ENGINE ASSEMBLY - MITSUBISHI LEFT SIDE



00000

ENGINE ASSEMBLY - MITSUBISHI LEFT SIDE

Item	Part No.	Qty	Description	Notes
1	60422	4	Screw, M10-1.25 x 25 standard hex, G8.8	
2	60026	4	Washer, M10 split lock	
3	60285	6	Nut, .312-18 hex, G2	
4	60271	6	Washer, .312 split lock	
5	60119	8	Washer, .312 flat .875/.070	
6	10000045650	1	Bracket, air cleaner - black	
7	60316	2	Clamp, hose - SAE 032 (1.56-2.50)	
8	16589	1	Hose, air cleaner	
9	16742	1	Fan, Mitsubishi	
10	N/A	4	Screw, M6-1.0 x 12 pan head ZC, G8.8	
11	60286	4	Washer, .250 split lock	
12	16692	1	V-belt, Mitsubishi	
13	N/A	2	Bolt w/washer	
14	11691	1	Bracket, lower radiator hose guard	
15	11148	1	Dipstick, oil	
16	70124	1	Filter, oil	
17	60778	4	Clamp, hose - .188, crimp style	
18	14211	1.04 ft	Hose, fuel - .188 ID, 50 psi, SAE 30R7	
19	14211	.16 ft	Hose, fuel - .188 ID, 50 psi, SAE 30R7	
20	17145	1	Fitting, tee - .188 x .188 x .188 barb, nylon	
21	A0000116158	1	Pick-up, MAG	
22	60777	4	Clamp, hose - .312, crimp style	
23	50018	1 ft	Hose, fuel - .312 ID, 50 psi, SAE 30R7	
24	60649	1	Clamp, tubing - .750 heavy-duty	
25	10000044996	1	Bracket, fuel filter/pump, black	
26	60256	2	Screw, .312-18 x 1.5 standard hex, G5	
27	10000022110	1	Filter, fuel head and element	incl 17647
28	17647	1	Filter, fuel, element	
29	50018	1.04 ft	Hose, fuel - .312 ID, 50 psi, 30R7	
30	60144	3	Nut, .250-20 nylock, G5	
31	60243	5	Washer, .250 flat .735/.060	
32	13278SRV	1	Fuel pump, electric	
33	60393	3	Screw, .250-20 x 1.0 standard hex, G5	
34	10000037445	1	Engine - Mitsubishi LE3, T4 EXT SVC	
35	34066	1	Filter, air, w/bracket	
36	16444	1	Element, air filter	
37	61061	2	Screw, .312-18 x .875 standard hex, G5	
38	72175	1	Sensor, atmospheric pressure	
--	16677	1	Switch, oil pressure	
--	70021	1	Cover, air filter housing	
--	12912	1	Cap, dust	

Heated Fuel Filter: (if equipped)

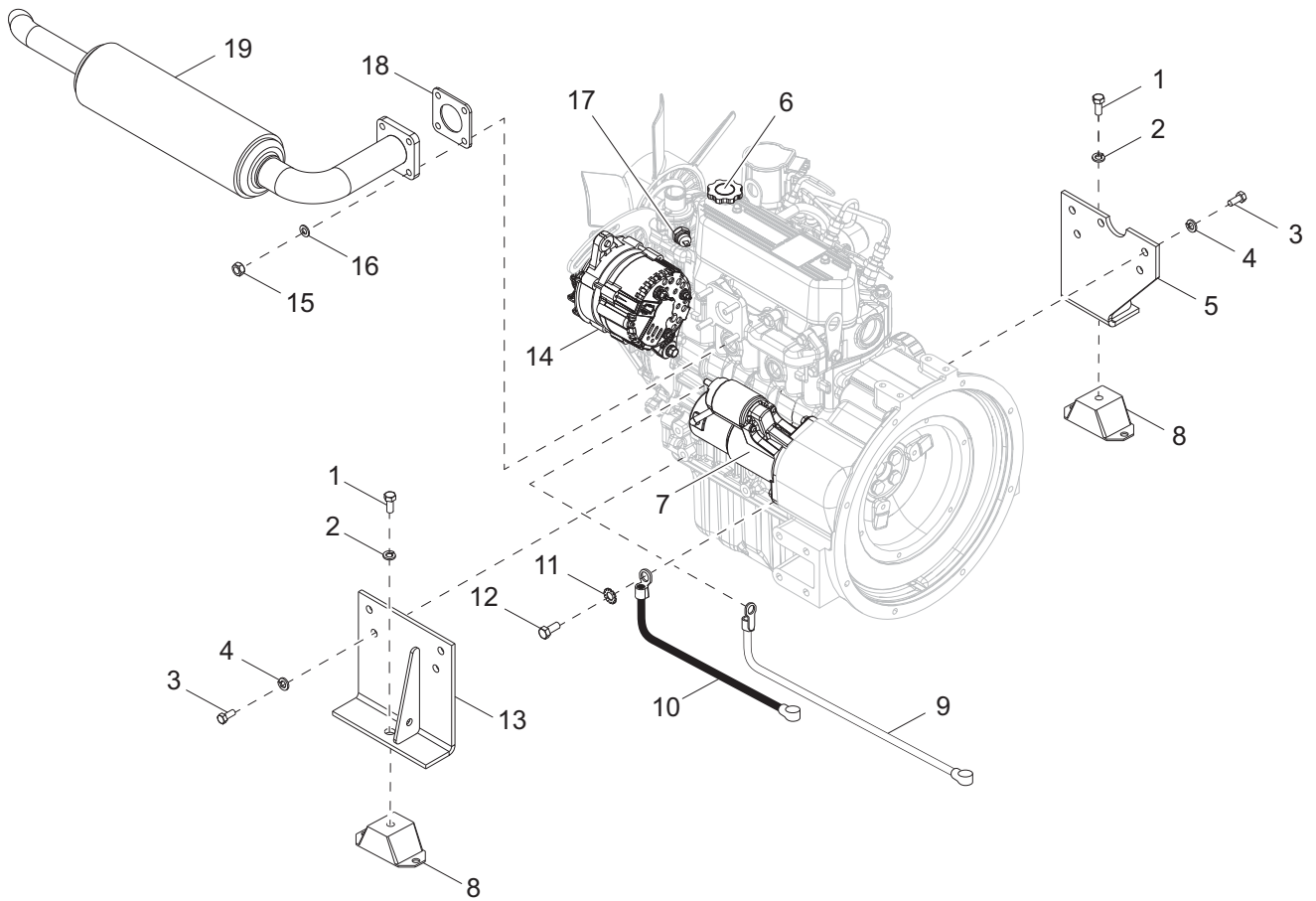
A	13876	1	Kit, heater - fuel filter, Mitsubishi
---	-------	---	---------------------------------------

Cold Weather Belt: (if equipped)

--	10386	1	Belt, cold weather - Mitsubishi, 6kW & 8kW
----	-------	---	--

Note: Engine and generator parts used in all Generac Mobile Products equipment carry the Original Equipment Manufacturer (OEM) warranty unless otherwise stated. OEM warranty parts must be purchased through an OEM dealer. Please contact Generac Mobile Products with questions.

ENGINE ASSEMBLY - MITSUBISHI RIGHT SIDE



03461

ENGINE ASSEMBLY - MITSUBISHI RIGHT SIDE

Item	Part No.	Qty	Description	Notes
1	60275	2	Screw, .500-13 x 1.0 standard hex, G5	
2	60702	2	Washer, .500 split lock, SS	
3	60422	8	Screw, M10-1.25 x 25 standard hex, G8.8	
4	60026	8	Washer, M10 split lock	
5	70130B	1	Weldment, engine mount - right, black	
6	11147	1	Cap, oil filler	
7	70232	1	Starter	
8	15241	2	Isolator, rubber - 80-200 lbs, 2 in. wide	
9	15074	1	Cable, battery - 38 in., 4GA red, .438 lug	
10	12568	1	Cable, battery - 27 in., 4GA black, .375 lug	
11	60747	1	Washer, .375 internal star	
12	60495	1	Screw, M10-1.25 x 16 standard hex, G8.8	
13	16554B	1	Weldment, engine mount - left, black	
14	A0000083440	1	Alternator	
15	60032	4	Nut, M8-1.25 hex, G8.8	
16	60029	4	Washer, M8 split lock	
17	16678	1	Switch, temperature sensor	
18	11042SRV	1	Gasket, muffler	
19	13710	1	Muffler, 30° flare	
--	10000041832	1	Harness, engine - Mitsubishi	

Silent Pack: (if equipped)

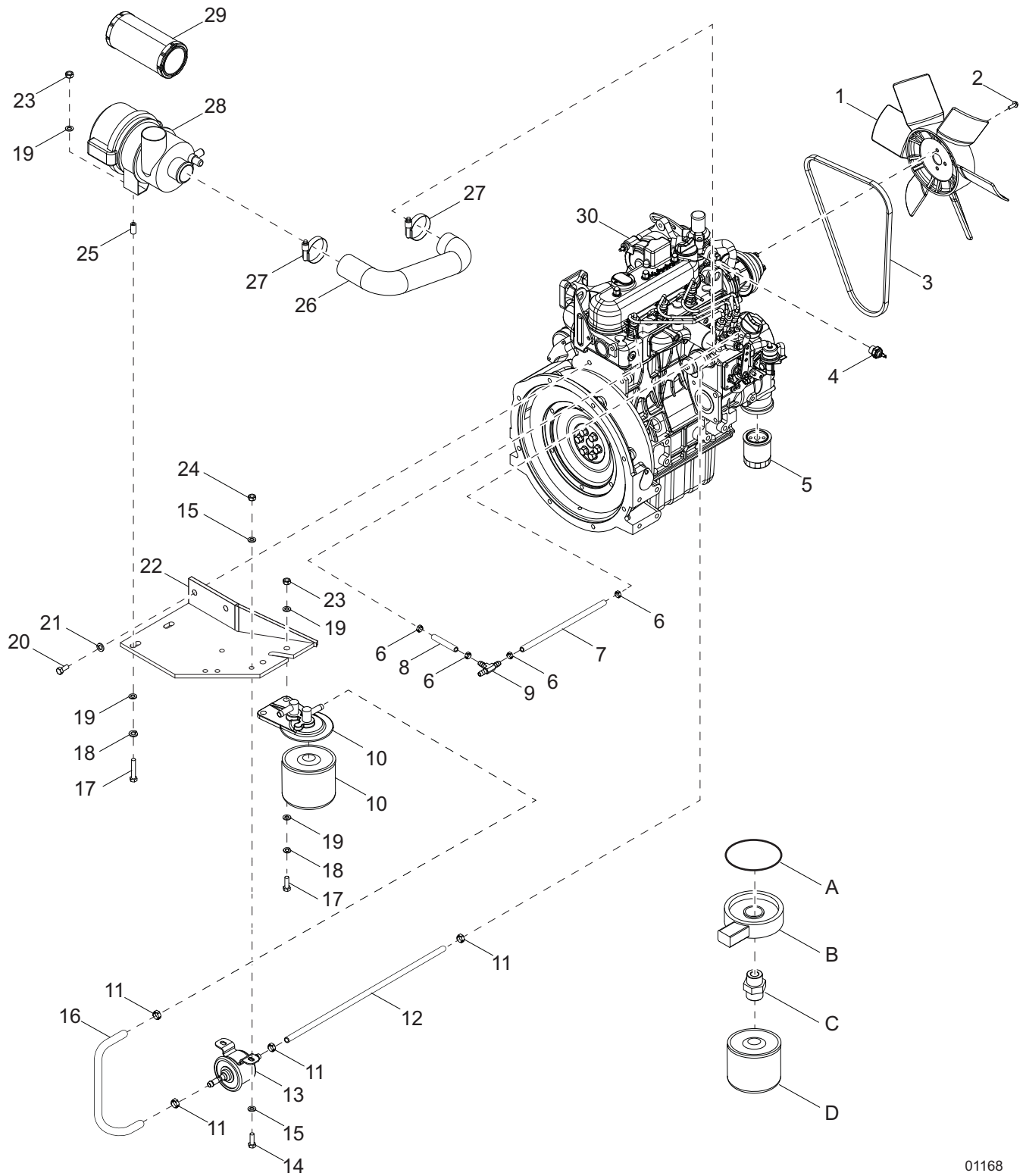
--	34776	1	Muffler, Mitsubishi modified	
----	-------	---	------------------------------	--

Battery Disconnect: (if equipped)

--	69896	1	Cable, battery, jumper 33.0" 4 GA red - .375 lug	
----	-------	---	--	--

Note: Engine and generator parts used in all Generac Mobile Products equipment carry the Original Equipment Manufacturer (OEM) warranty unless otherwise stated. OEM warranty parts must be purchased through an OEM dealer. Please contact Generac Mobile Products with questions.

ENGINE ASSEMBLY - KUBOTA LEFT SIDE



01168

ENGINE ASSEMBLY - KUBOTA LEFT SIDE

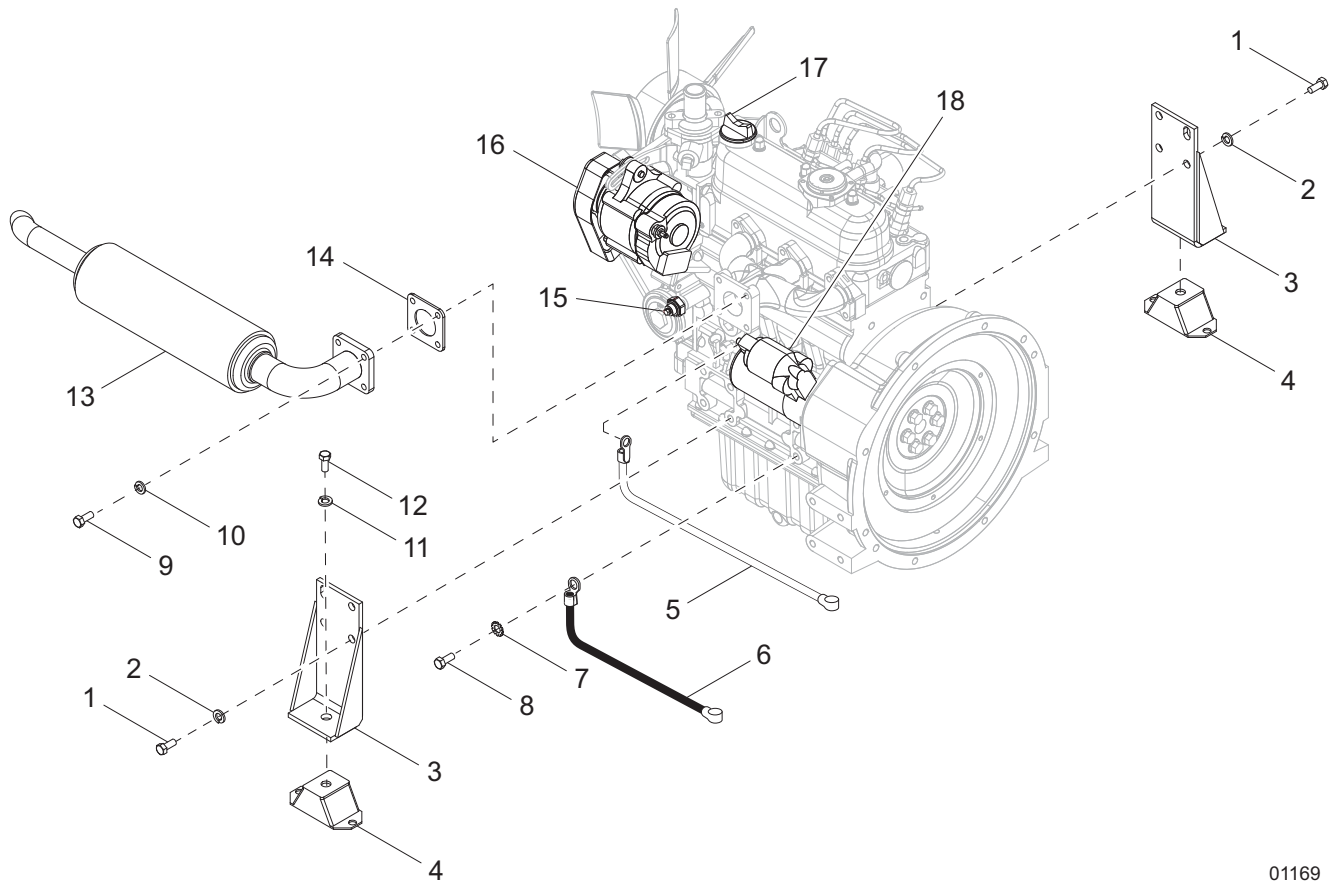
Item	Part No.	Qty	Description	Notes
1	15495	1	Fan, engine	
2	60087	4	Screw, M6-1.0 x 16 serrated flange hex, G8.8	
3	11628	1	Belt, V	
4	14099	1	Switch, coolant temperature	
5	10775	1	Filter, oil	
6	60778	4	Clamp, hose - .188, crimp style	
7	14211	1.3 ft	Hose, fuel - .188 ID, 50 psi, SAE 30R7	
8	14211	.167 ft	Hose, fuel - .188 ID, 50 psi, SAE 30R7	
9	17145	1	Fitting, T - .188 x .188 x .188 barb, nylon	
10	13481	1	Filter, fuel	includes element
--	13515	1	Element, fuel filter	
11	60777	4	Clamp, hose - .312, crimp style	
12	50018	1.67 ft	Hose, fuel - .312 ID, 50 psi, SAE 30R7	
13	13278SRV	1	Pump, fuel	
14	60393	2	Screw, .250-20 x 1.0 standard hex, G5	
15	60243	4	Washer, .250 flat .735/.060	
16	50018	1 ft	Hose, fuel - .312 ID, 50 psi, SAE 30R7	
17	62001	4	Screw, .312-18 x 1.25 standard hex, G5	
18	60271	4	Washer, .312 split lock	
19	60119	8	Washer, .312 flat .875/.070	
20	61082	2	Screw, M8-1.25 x 20 standard hex, G8	
21	60029	2	Washer, M8 split lock	
22	13483B	1	Weldment, filter bracket	
23	60285	4	Nut, .312-18 hex, G2	
24	60144	2	Nut, .250-20 nylock, G5	
25	41235ZY	2	Spacer, .75 OD x .44 ID x 1.0 long	
26	16589	1	Hose, air cleaner	
27	60316	2	Clamp, hose - SAE 032 (1.56-2.50)	
28	34066	1	Filter, air, assembly	
29	16444	1	Element, air filter	
30	13310	1	Engine, Kubota - D1005-E3BG1-MGM-1	

Heated Fuel Filter: (if equipped)

A	13834	1	Gasket, heated fuel filter
B	13682	1	Heater, fuel filter
C	10407	1	Adapter, heated fuel filter
D	13515	1	Element, heated fuel filter
--	10662	1	Harness, fuel filter heater - outside
--	13684	1	Harness, fuel filter heater - inside

Note: Engine and generator parts used in all Generac Mobile Products equipment carry the Original Equipment Manufacturer (OEM) warranty unless otherwise stated. OEM warranty parts must be purchased through an OEM dealer. Some Kubota engine parts are serial number specific. Please contact **Kubota Engine America Corp.** or the Generac Mobile Products Technical Service Department for information regarding engine parts.

ENGINE ASSEMBLY - KUBOTA RIGHT SIDE



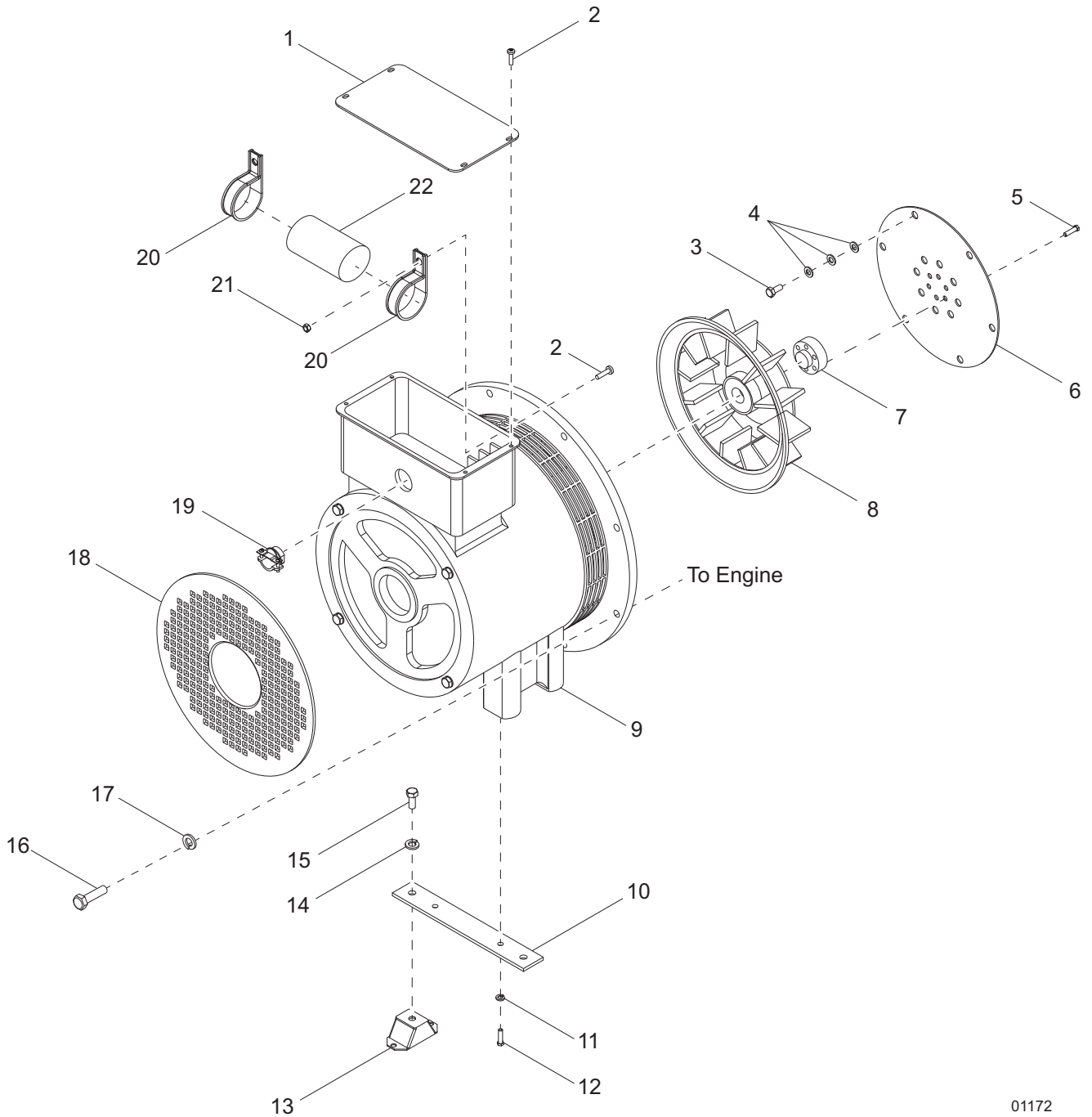
01169

ENGINE ASSEMBLY - KUBOTA RIGHT SIDE

Item	Part No.	Qty	Description	Notes
1	60422	8	Screw, M10-1.25 x 25 standard hex, G8.8	
2	60026	8	Washer, M10 split lock	
3	12338B	2	Weldment, engine mount	
4	15241	2	Isolator, rubber - 80-200 lbs, 2 inch wide	
5	15074	1	Cable, battery - 38 inch., 4GA red, .438 inch lug	
6	15073	1	Cable, battery - 24 inch., 4GA black, .438 inch lug	
7	60747	1	Washer, .375 internal star	
8	60495	1	Screw, M10-1.25 x 16 standard hex, G8.8	
9	63168	4	Screw, M8-1.25 x 30 standard hex	
10	60029	4	Washer, M8 split lock	
11	60702	2	Washer, .500 split lock, SS	
12	60275	2	Screw, .500-13 x 1.0 standard hex, G5	
13	13709	1	Muffler, 30 degree flare	
14	11042	1	Gasket, muffler	
15	14099	1	Switch, coolant temperature	
16	12486	1	Alternator	
17	12484	1	Cap, oil filler	
18	30582	1	Starter	
--	10461	1	Harness, engine - Kubota	
<i>Silent Pack: (if equipped)</i>				
--	36391	1	Muffler, Kubota modified	

Note: Engine and generator parts used in all Generac Mobile Products equipment carry the Original Equipment Manufacturer (OEM) warranty unless otherwise stated. OEM warranty parts must be purchased through an OEM dealer. Some Kubota engine parts are serial number specific. Please contact **Kubota Engine America Corp.** or the Generac Mobile Products Technical Service Department for information regarding engine parts.

GENERATOR ASSEMBLY



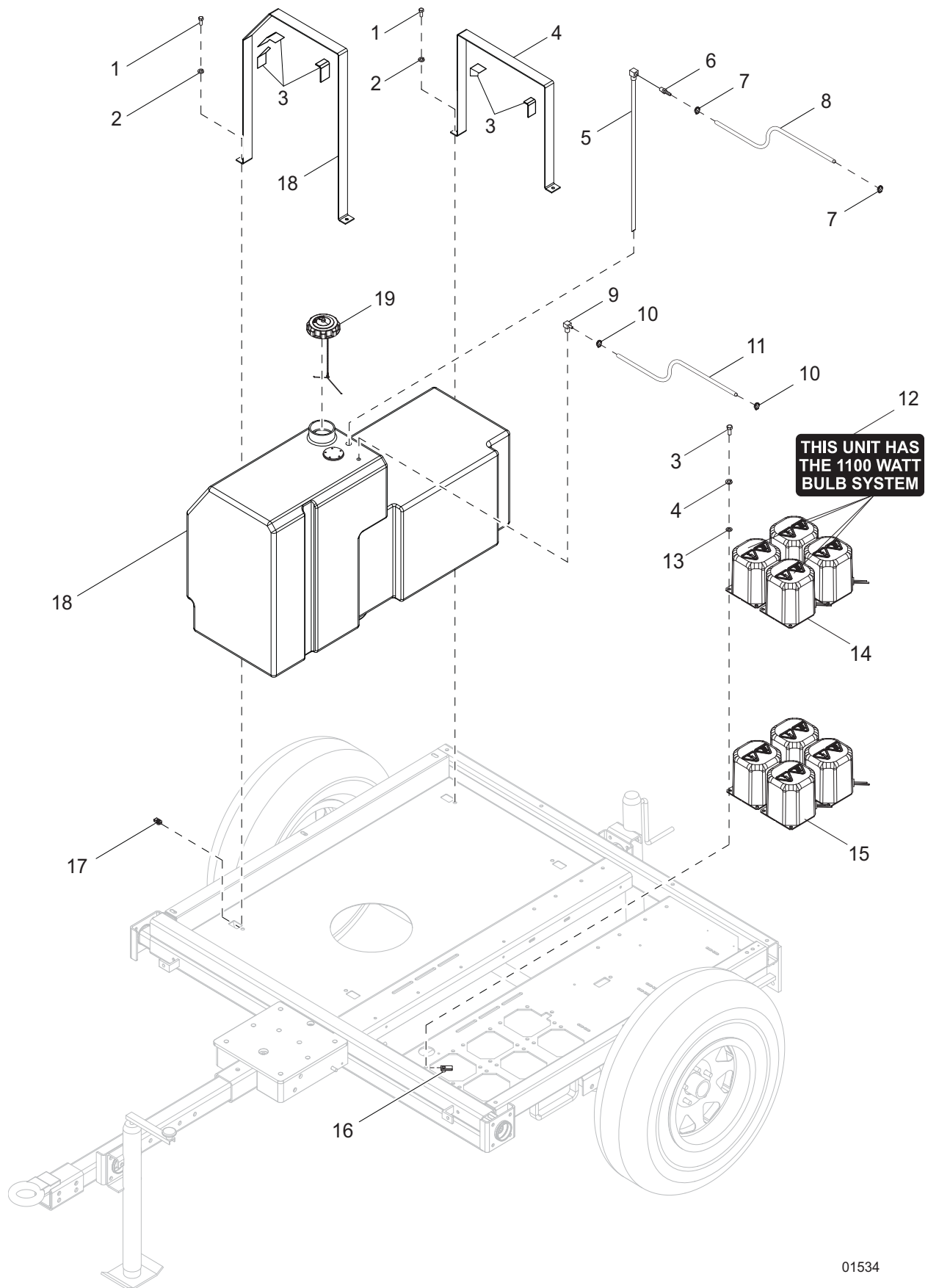
01172

GENERATOR ASSEMBLY

Item	Part No.	Qty	Description	Notes
1	12736	1	Cover, generator - 6kW	
2	60398	6	Screw, 10-32 x 5.0 pan Phillips, SS	
3	60168	6	Screw, .312-18 x .750 std hex, G5	
--	60165	6	Screw, M8-1.25 x 16 std hex, G10	MLT5060MV only
4	60166	18	Washer, M8 flat	MLT5060MV only (qty 12 only)
5	11336	6	Screw, .375-24 x 1.75	
6	16123	1	Plate, drive - SAE 6.5	
7	11339	1	Spacer, generator drive plate	
8	12527	1	Fan, generator	
--	12329	1	Seal, pancake bearing - 6kW	Included w/item 9,
--	12328	1	Bearing, pancake - 6kW	Included w/item 9,
9	16556	1	Generator, Marathon - 6kW	
10	15045B	1	Bracket, generator	
11	60206	2	Washer, .375 split lock	
12	60205	2	Screw, .375-16 x 1.0 std hex, G5	
13	15241	2	Isolator, rubber - 80-200 lbs, 2 in. wide	
14	60702	2	Washer, .500 split lock, SS	
15	60275	2	Screw, .50-13 x 1.0 std hex, G5	
16	60352	8	Screw, .375-16 x 1.25 std hex, G5	MLT5060KV only
	60494	8	Screw, M10-1.25 x 30 std hex, G8.8	MLT5060MV only
17	60206	8	Washer, .375 split lock	MLT5060KV only
	60026	8	Washer, M10 split lock	MLT5060MV only
18	12327	1	Cover, pancake case	
19	14219	1	Strain relief - .75 Romex w/nut	
20	16395	2	Clamp, capacitor	
21	61045	2	Nut, 10-32 serrated flange	
22	35132	1	Capacitor, 25 μ F 440V - 6kW	
--	16153	1	Harness, generator - 6kW	

Note: Engine and generator parts used in all Generac Mobile Products equipment carry the Original Equipment Manufacturer (OEM) warranty unless otherwise stated. OEM warranty parts must be purchased through an OEM dealer. Please contact Generac Mobile Products with questions.

FUEL TANK AND BALLAST BOXES TO UNIT

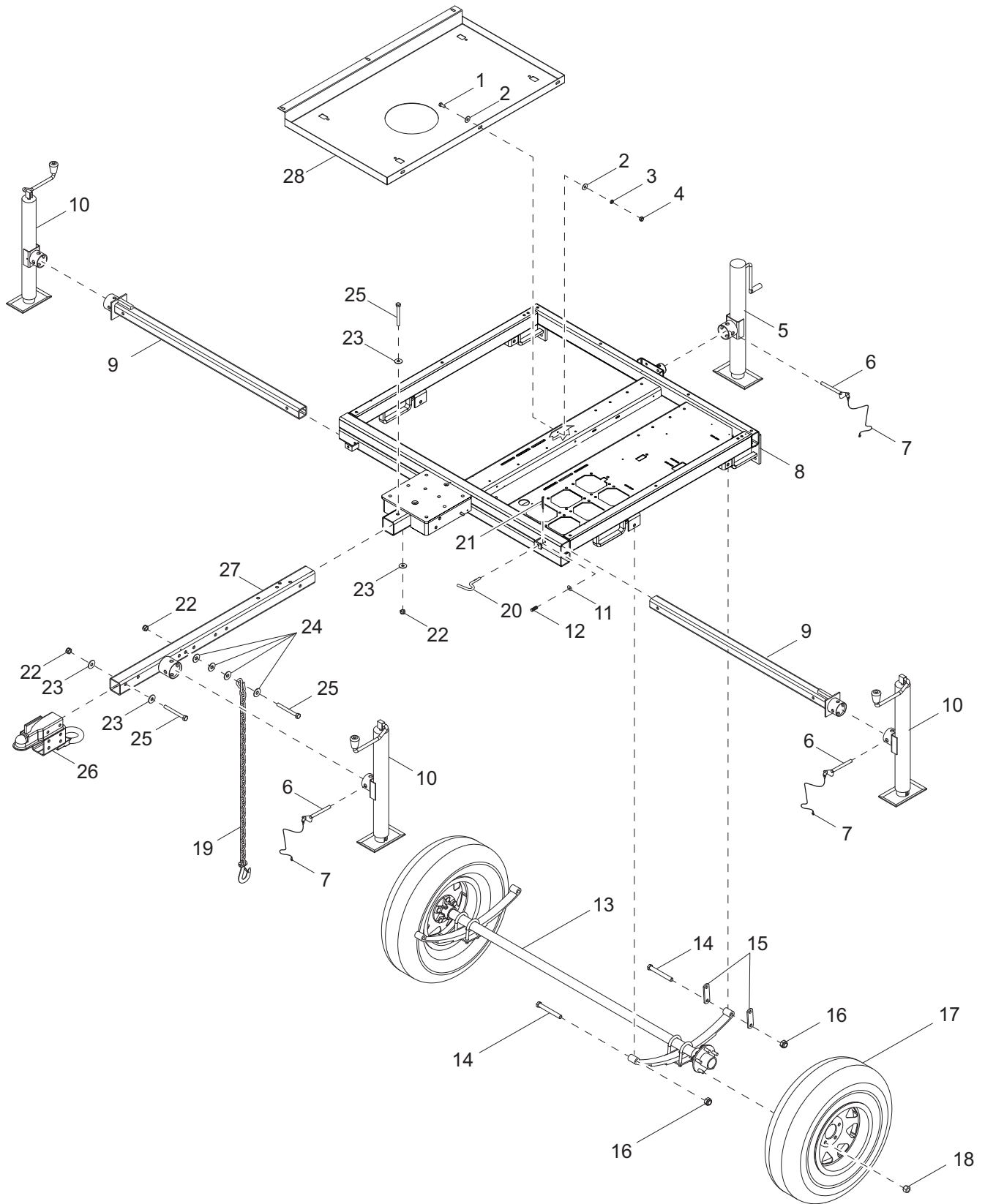


01534

FUEL TANK AND BALLAST BOXES TO UNIT

Item	Part No.	Qty	Description	Notes
1	60028	16	Screw, .312-18 x 1.0 std hex, G5	
2	60271	16	Washer, .312 split lock	
3	50187	.5 ft	Seal, door d-shaped (.75)	
4	13698B	1	Strap, fuel tank	
5	12259	1	Fuel pick up tube - 24 in	
6	15142	1	Fitting, strt - .250NPT x .312 barb	
7	60777	2	Clamp, hose - .312 fuel hose, crimp style	
8	50018	2.75 ft	Hose, fuel - .312 ID, 50 psi, SAE 30R7	
9	16271	1	Fitting, 90° - .250NPT x .188 barb	
10	60778	2	Clamp, hose - .188 fuel hose, crimp style	
11	14211	2 ft	Hose, fuel - .188 ID, 50 psi, SAE 30R7	
12	10000030392	4	Decal, 1100W bulb system	
13	60243	12	Washer, .250 flat .735/.060	
14	10000029380	4	Assembly, transformer - can and base - 60Hz-MH	1100W only
15	10656SRV	4	Assembly, transformer - can & base - 60Hz-MH-5.5 in	
16	62086	12	Nut, .312-18 U-clip - short type	
17	60505	4	Nut, .312-18 U-clip - short type	
18	A0001478909	1	56 gallon fuel tank	
19	16326	1	Cap, fuel tank, vent, 3.5 diameter, grain diesel w/ tether	
20	13697B	1	Strap, fuel tank	
--	39998	1	Tank assembly, fuel, 56 gallon	

TRAILER ASSEMBLY



02710

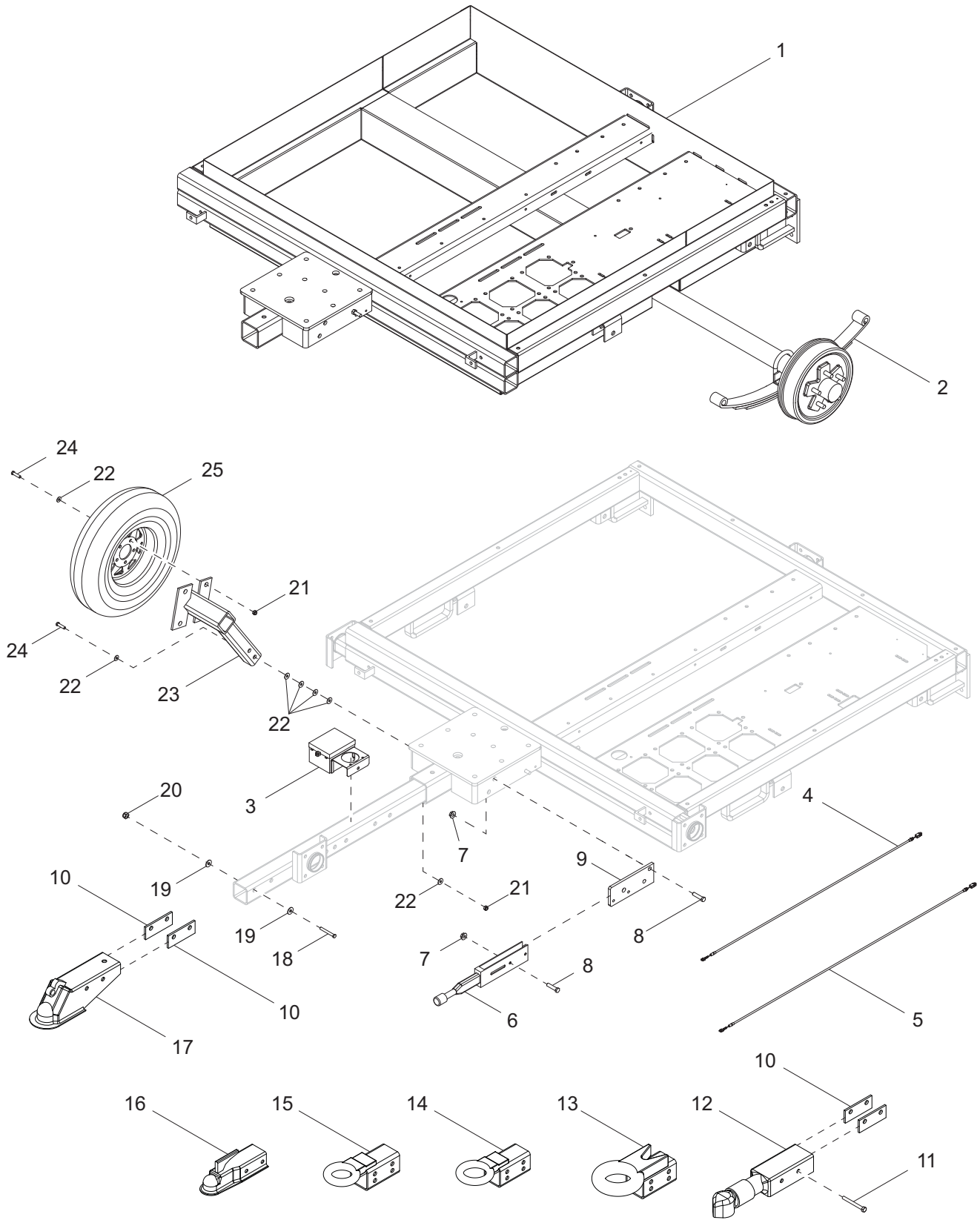
TRAILER ASSEMBLY

Item	Part No.	Qty	Description	Notes
1	60690	3	Screw, .375-16 x 1.0 standard hex, SS	
2	60698	6	Washer, .375 flat .875/.040, SS	
3	60703	3	Washer, .375 split lock, SS	
4	60140	3	Nut, .375-16 hex, G5	
5	11978	1	Jack, side wind - 2000 #, tube mount	
6	23256	4	Pin, jack - 2000 #., tube mount	
7	12647	4	Cable, tether	
8	13688B	1	Weldment, chassis	
9	69813	2	Weldment, outrigger tube jack mount	
10	13051	3	Jack, top wind - 2000 #., tube mount	
11	35275	2	Washer, .375 flat .416 x .820 x .057	
12	35273	2	Spring, compression - .562 x 1.5	
13	N/A	1	Assembly, axle	<i>Page 58</i>
14	60503	6	Screw, shackle, .562-18 x 3.0 standard hex, G5	
15	19637	4	Plate, shackle bracket - 3.125 in	
16	60504	6	Nut, .562-18 lock, G5	
17	15540B	2	Wheel, ST205/75R15, 1598 # - 6PR	
18	60096	10	Nut, .500-20 lug, G5	
19	23367	2	Chain, safety - 7800 # rated	
20	35272	2	Pin, plunger - .375	
21	35274	2	Pin, cotter - .07 x 1.0	
22	62221	5	Nut, .500-13 nylock, G5	
23	60309	3	Washer, .500 flat 1.060/.090	
24	60416	8	Washer, .500 flat 1.375/.090	
25	50215	4	Screw, .500-13 x 4.0 standard hex, G5	
26	16741ZC	1	Weldment, combo hitch - 2.5 tongue	
27	70184B	1	Weldment, removable tongue	
28	10490B	1	Pan, fuel tank support	
--	10499	1	Assembly, trailer light harness - 174 in	
--	10265	1	Harness, right side trailer	
--	10264	1	Harness, left side trailer	

Trailer Plug Adapters: (if equipped)

--	65463	1	Adapter, trailer wiring - flat 4 pin to round 6 pin
--	65464	1	Adapter, trailer wiring - flat 4 pin to round 7 pin
--	65465	1	Adapter, trailer wiring - flat 4 pin to round 7 blade

TRAILER OPTIONS

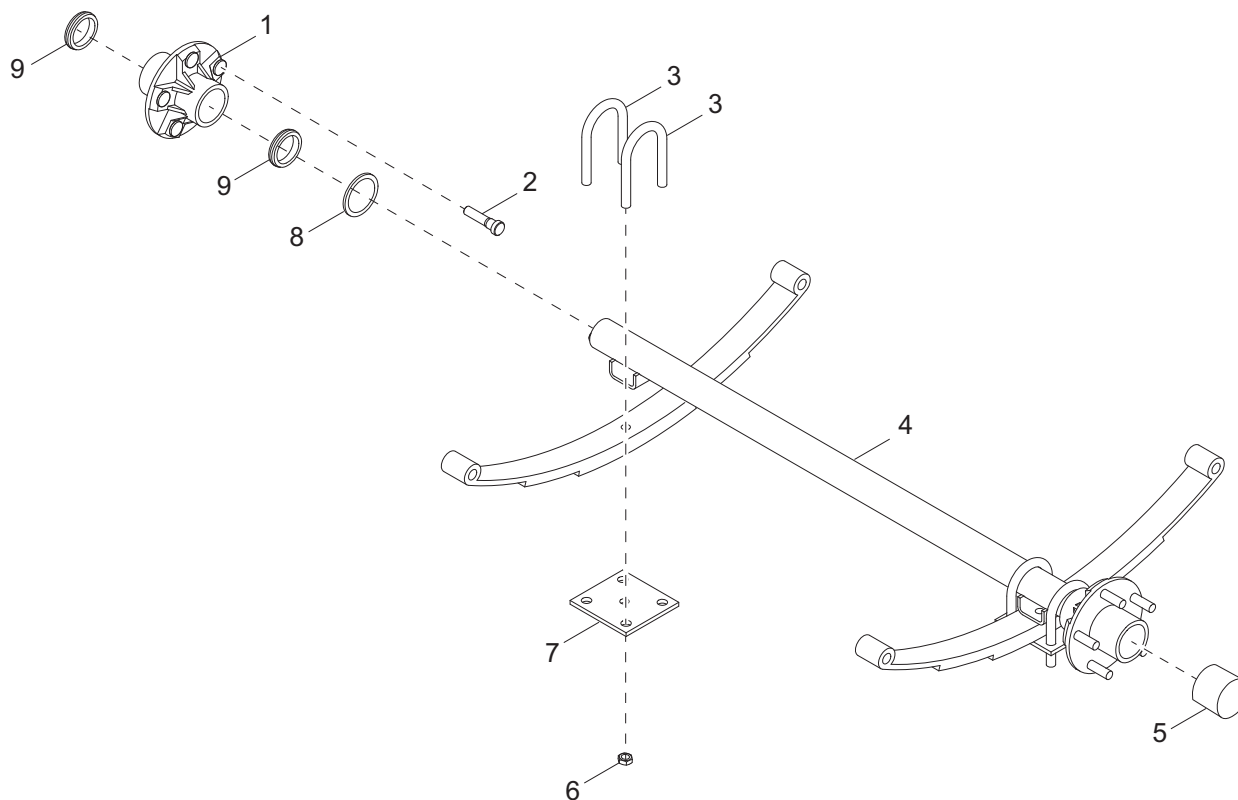


01690

TRAILER OPTIONS

Item	Part No.	Qty	Description	Notes
<i>Containment:</i>				
1	13667B	1	Weldment, chassis w/containment	
<i>Electric Brakes:</i>				
2	12122	1	Axle - 3700 # 56C 68.5 TC electric brake hubs	
3	19417	1	Breakaway kit	
<i>Parking Brake:</i>				
4	12242	1	Brake cable - 72 in	
5	12241	1	Brake cable - 84 in	
6	12239	1	Brake handle	
7	60303	4	Nut, .312-18 x 1.0 standard hex, SS	
8	60507	4	Screw, .312-18 x 1.0 standard hex, SS	
9	12217B	1	Bracket, brake lever mounting	
--	12313	1	Decal, park brake	
<i>Hitches:</i>				
10	12155B	2	Spacer, coupler	
11	60376	2	Screw, .500-13 x 4.50 standard hex, G5	Attaches 12
12	13003B	1	Coupler, 2.0 ball/3.0 channel	
13	11672B	1	Weldment, hitch - 3.0 x 1.625 ring/2.5 tube	
14	16835B	1	Weldment, lunette ring - 3.0 x 1.0 ring/2.5 tongue	
15	16999B	1	Weldment, lunette ring - 2.5 x 1.0 ring/2.5 tongue	
16	16830	1	Coupler, 2.0 ball/2.50 channel	
17	12229	1	Coupler, 2.31 ball/3.0 channel	
18	50215	2	Screw, .500-13 x 4.0 standard hex, G5	Attaches 13 - 17
19	60309	4	Washer, .500 flat 1.060/.090	Attaches 13 - 17
20	62221	2	Nut, .500-13 nylock, G5	Attaches 12 - 17
<i>Spare Tire Carrier:</i>				
21	62221	6	Nut, .500-13 nylock, G5	
22	60700	16	Washer, .500 flat 1.250/.060 18-8, SS	
23	10734B	1	Weldment, spare tire holder	
24	60118	6	Screw, .500-13 x 2.0 flange hex, G8	
25	15540B	1	Wheel - ST205/75R15, 1598 # - 6 PR	

AXLE ASSEMBLY

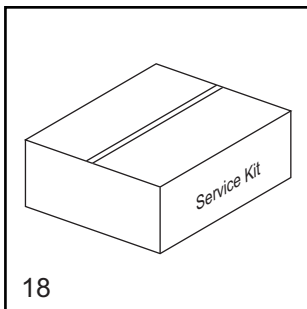
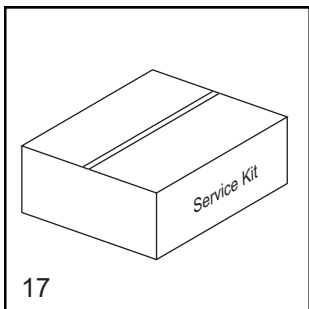
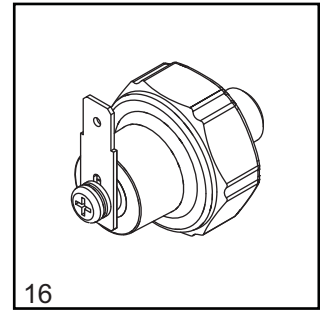
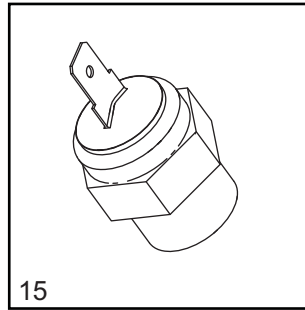
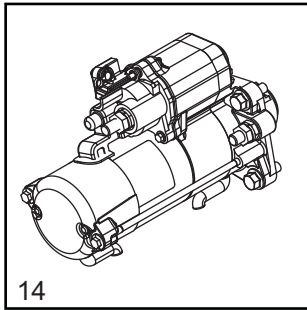
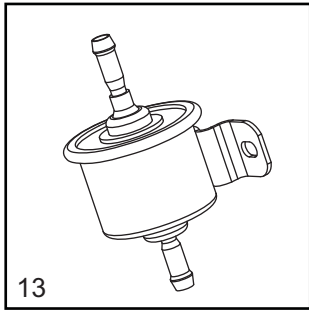
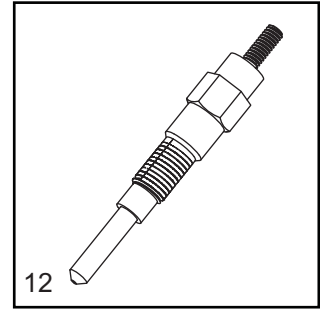
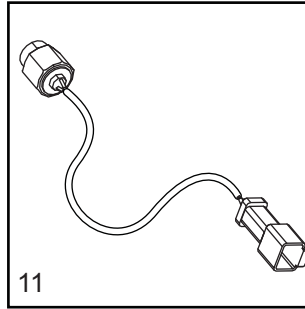
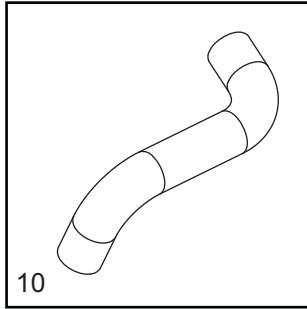
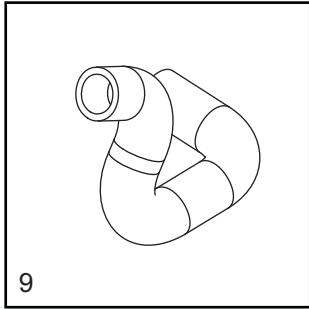
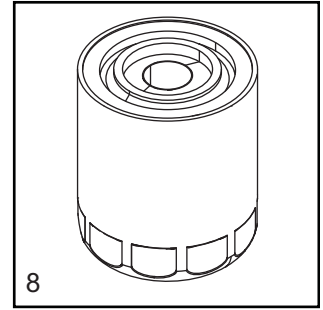
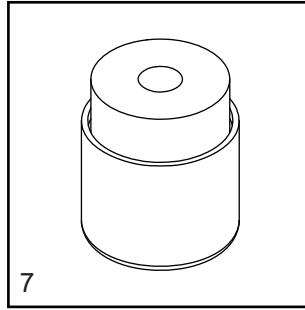
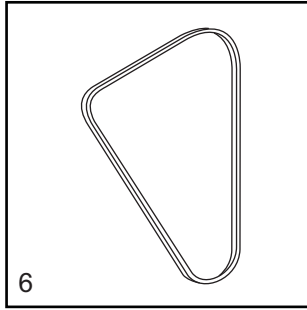
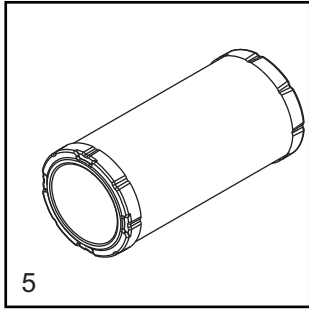

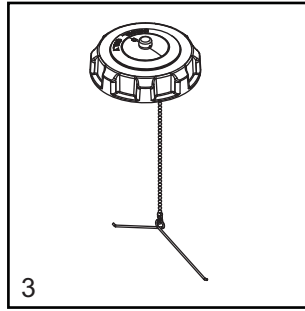
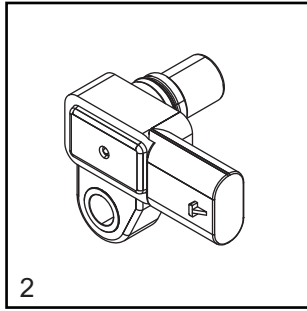
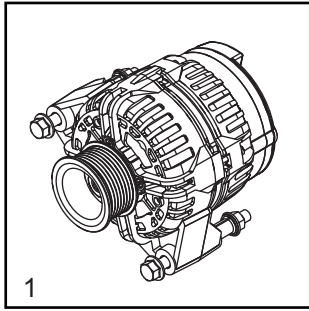


01746

AXLE ASSEMBLY

Item	Part No.	Qty	Description	Notes
1	11206	2	Axle hub w/studs and outer races	
2	60674	10	Stud, wheel, .500-20 wheel, G8	
3	11201	4	Bolt, U - 2200 #	
4	12207	1	Axle, 3700 # 56SC 68.5TC	
5	12460	2	Cap, wheel bearing	
6	11203	8	Nut, U-bolt, 2200 #	
7	11202	2	Tie-plate, 2200 #	
8	13000	2	Seal - 2200 #	
9	11511	4	Bearing, roller	Includes bearing races

RECOMMENDED SPARE PARTS - ENGINE AND SERVICE KITS - MITSUBISHI



RECOMMENDED SPARE PARTS - ENGINE AND SERVICE KITS - MITSUBISHI

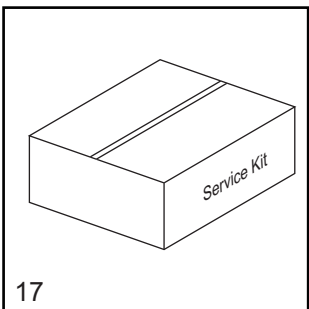
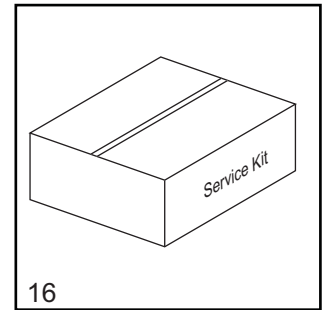
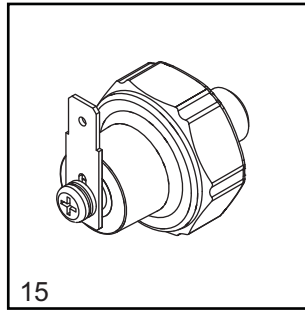
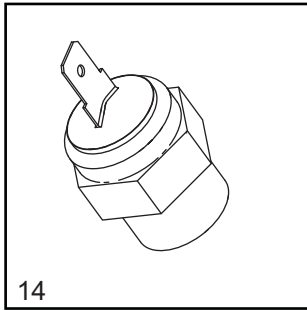
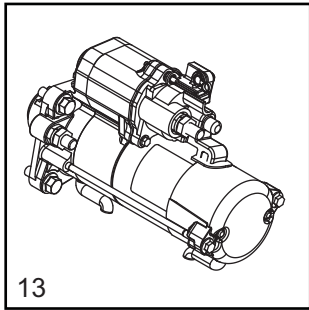
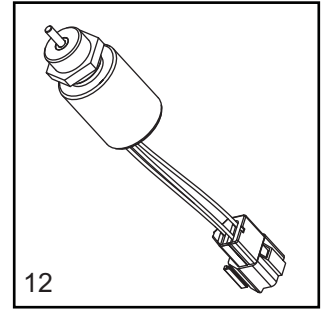
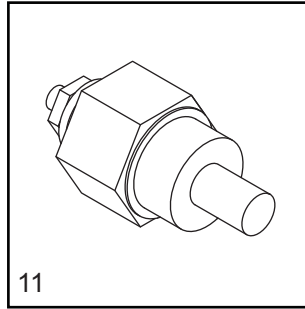
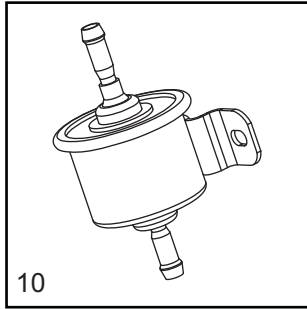
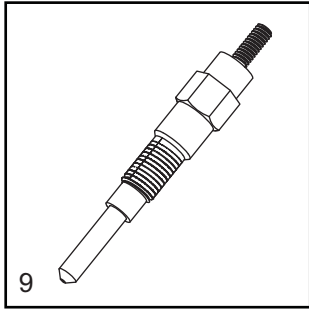
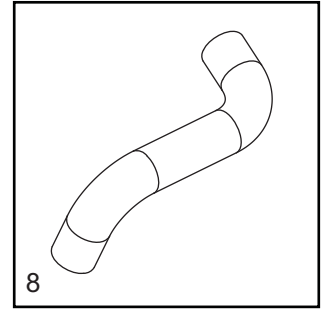
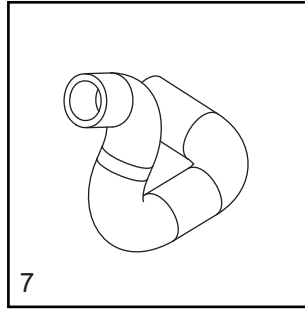
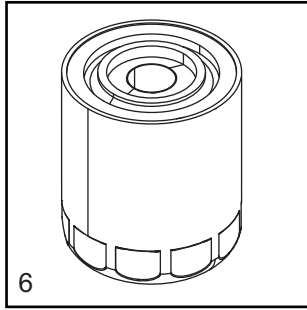
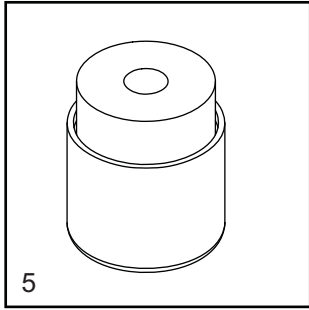
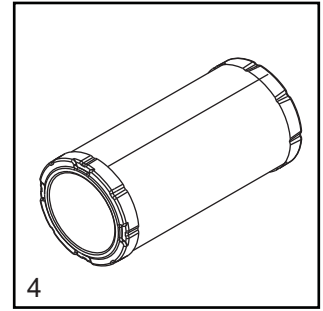
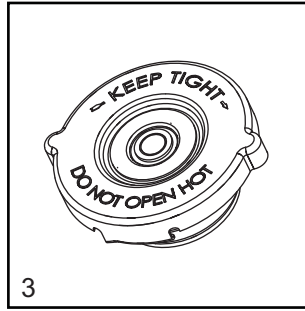
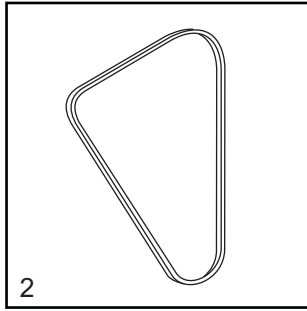
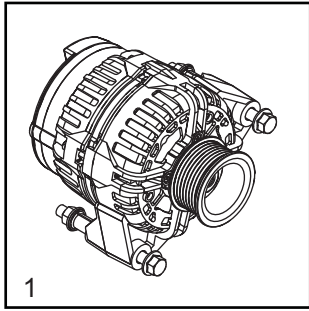
ENGINE

1. Alternator	A0000083440
2. Sensor, atmospheric pressure	72175
3. Cap, fuel tank with lanyard	16326
4. Cap, radiator	19219
5. Filter, air (element).....	16444
6. Belt	10386
7. Filter, fuel, Mitsubishi	17647
8. Filter, oil, Mitsubishi (after break-in filter 16691).....	70124
9. Hose, radiator - lower	16688SRV
10. Hose, radiator - upper.....	32383SRV
11. Magnetic pick-up.....	A0000116158
12. Plug, glow	16693SRV
13. Pump, fuel	13278SRV
14. Starter	70232
15. Switch, coolant temperature	16678
16. Switch, oil pressure	16677

SERVICE KITS

17. 750 hour kit.....	10000036108
Includes: Air Filter 16444, Fuel Filter Element 17647 and Oil Filter 70124	
18. 3000 hour kit.....	SK335
Includes: Engine Belt 10388 (2), Air Filter 16444 (4), Fuel Filter Element 17647(4), and Oil Filter 70124 (4)	

RECOMMENDED SPARE PARTS - ENGINE AND SERVICE KITS - KUBOTA



RECOMMENDED SPARE PARTS - ENGINE AND SERVICE KITS - KUBOTA

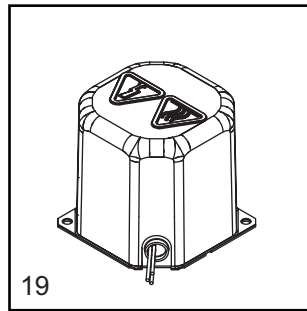
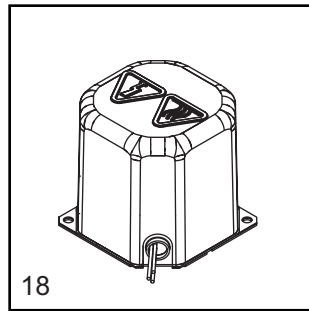
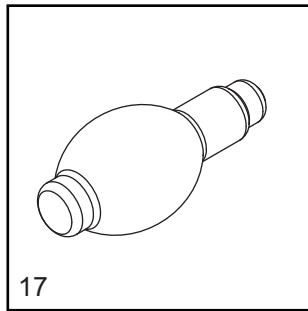
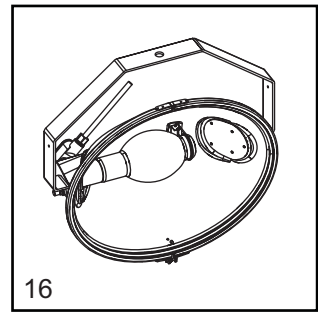
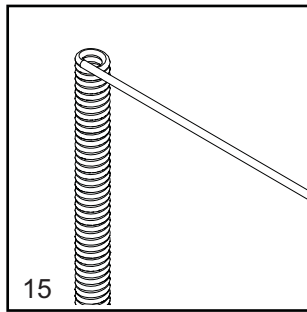
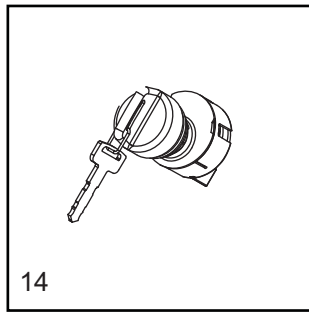
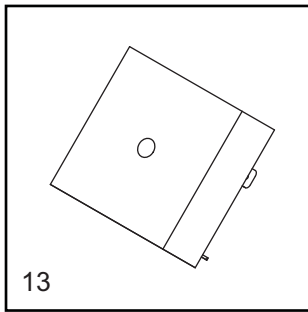
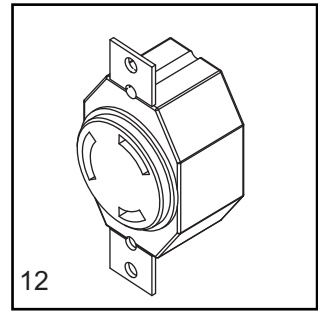
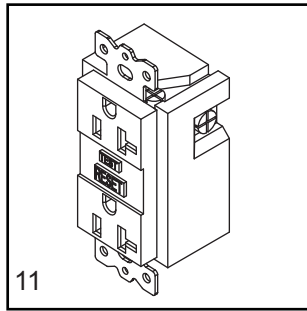
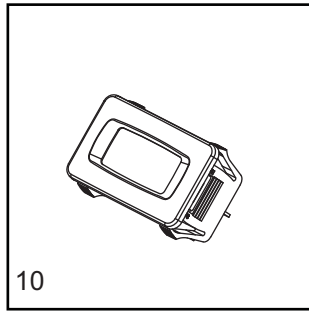
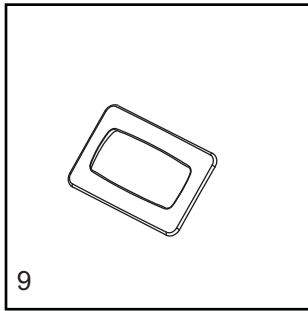
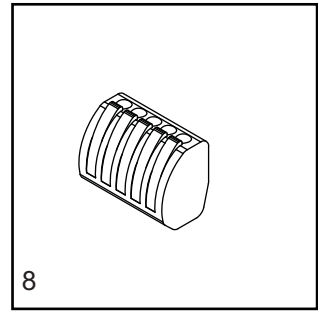
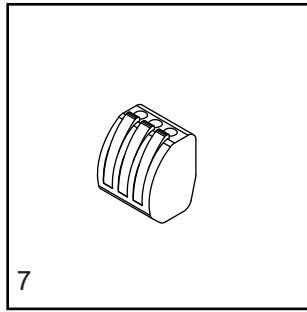
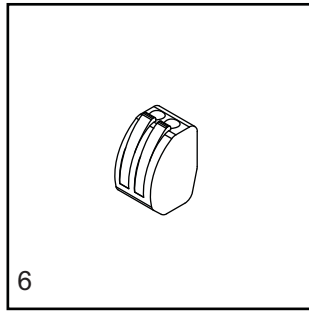
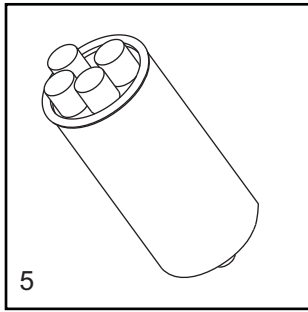
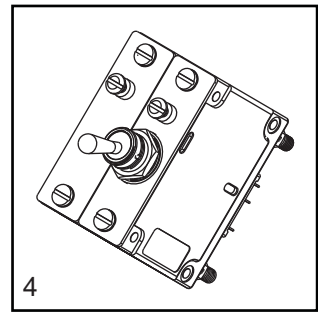
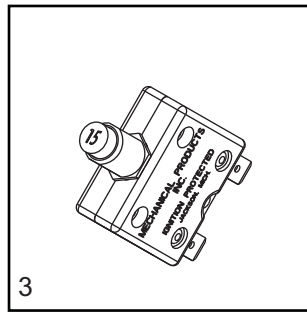
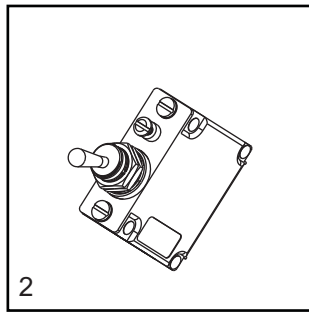
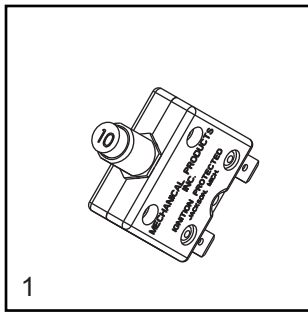
ENGINE

1. Alternator	12486
2. Belt, V, Kubota	11628
3. Cap, radiator	19219
4. Filter, air (element).....	16444
5. Filter, fuel element, Kubota	13515
6. Filter, oil, Kubota D1005/D1105	10775
7. Hose, lower radiator, Kubota	12350
8. Hose, upper radiator Kubota	36977
9. Plug, glow, Kubota (start SN 489916)	13238
10. Pump, fuel	13278SRV
11. Sender, coolant temp	12873
12. Solenoid, fuel shutdown (2 wire)	13018
13. Starter- Kubota D1005.....	30582
14. Switch, coolant temperature - Kubota D850	14099
15. Switch, oil pressure, Kubota D905	15375

SERVICE KITS

16. 750 hour kit.....	10000036039
Includes: Air Filter Element 16444, Fuel Filter Element 13515 and Oil Filter 10775	
17. 3000 hour kit.....	SK152
Includes: Engine Belt 11628 (4), Air Filter Element 16444 (4), Fuel Filter Element 13515 (4), and Oil Filter 10775 (4)	

RECOMMENDED SPARE PARTS - ELECTRICAL

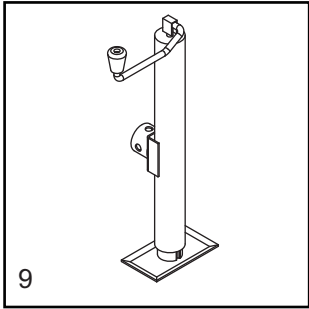
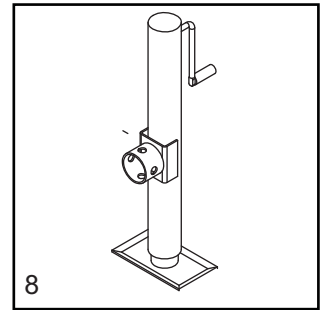
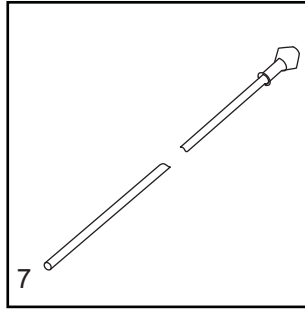
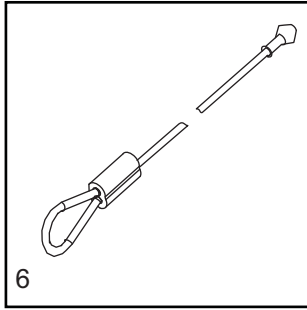
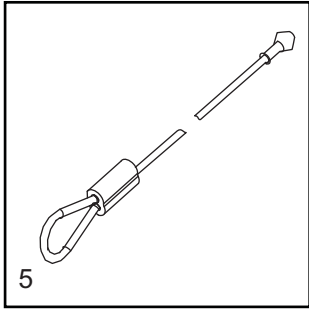
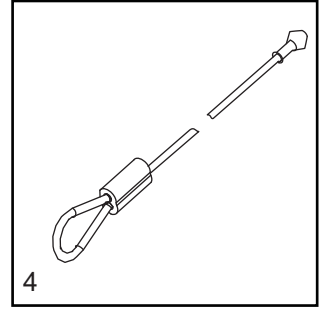
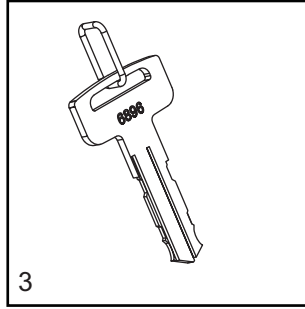
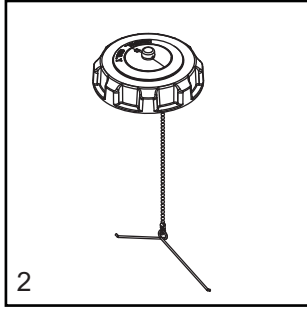
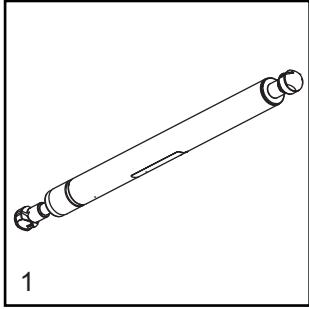


RECOMMENDED SPARE PARTS - ELECTRICAL

ELECTRICAL

1. Breaker, 10A, 240V, 1 pole, push button	36937
2. Switch, light 15A	36880
3. Breaker, 15A, 120V, 1 pole, push button, 8kW	36935
4. Breaker, 30A, 250A, 2 pole, 6kW	36975
5. Capacitor, 24 μ F/24 μ F, 5% 540VAC dual - 1100W	10000024477
6. Connector, 2 position (qty - 4)	66100
7. Connector, 3 position (qty - 2)	66101
8. Connector, 5 position (qty - 1)	66102
9. Gasket, hour meter	36944
10. Gauge, hour meter	36886
11. Receptacle, 120V/20A GFI	14130
12. Receptacle, 240V/30A twist	14137
13. Relay, 10A SPDT, 15 second time delay	14201
14. Switch, key	15195SRV
15. Coil cord	33397
16. Assembly, light fixture, 1100W MH	10000022353
Assembly, light fixture, 1050W MH	10000008620
17. Bulb, 1100W MH	10000022381
18. Assembly, transformer can/base 60Hz MH 5.5 (1100W)	10000036333
19. Assembly, transformer can/base 60Hz MH 5.5 (1000-1050W)	10656SRV

RECOMMENDED SPARE PARTS - MISC



RECOMMENDED SPARE PARTS - MISC

ENCLOSURE

- 1. Gas shock..... 35137
- 2. Cap, fuel tank with lanyard 16326
- 3. Key (set of two)..... 15309

MAST

- 4. Cable, 69.25 in 34128
- 5. Cable, 69.75 in 34129
- 6. Cable, 67.875 in 34130
- 7. Cable, 116.00 in..... 34132

JACKS

- 8. Jack, side wind, 2000 lb 13050
- 9. Jack, top wind, 2000 lb 13051

Part No. 35118 Rev. C 06/10/2021

©2021 Generac Mobile Products, LLC
All rights reserved.

Specifications are subject to change without notice.
No reproduction allowed in any form without prior written consent
from Generac Mobile Products, LLC.

GENERAC | **MOBILE**

Generac Mobile Products, LLC
215 Power Drive, Berlin, WI 54923

GeneracMobileProducts.com | 800-926-9768 | 920-361-4442